

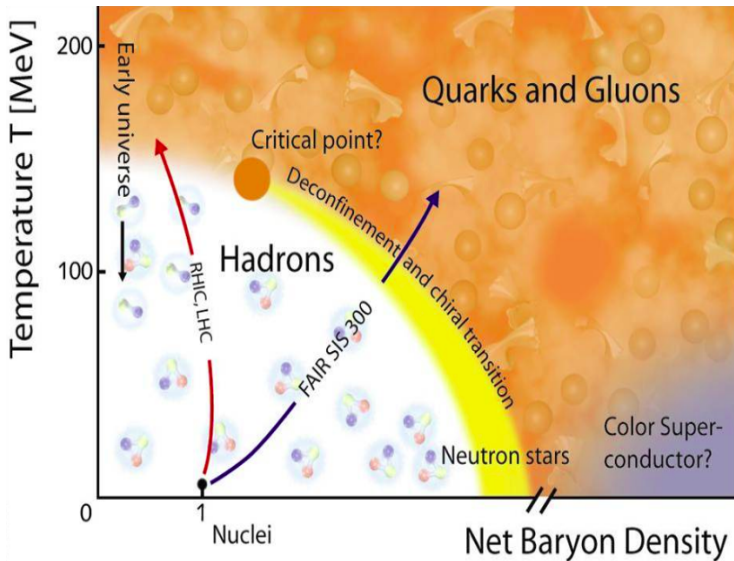
# Phase diagram of dense two-color QCD within lattice simulations

V.V. Braguta, E.-M. Ilgenfritz, A.Yu. Kotov, A.A. Nikolaev,  
A.V. Molochkov

ITEP

1 November, 2016

## QCD phase diagram



## SU(3) QCD

- $Z = \int DUD\bar{\psi}D\psi \exp(-S_G - \int d^4x \bar{\psi}(\hat{D} + m)\psi) = \int DU \exp(-S_G) \times \det(\hat{D} + m)$
- Eigenvalues go in pairs  $\hat{D} : \pm i\lambda \Rightarrow \det(\hat{D} + m) = \prod_{\lambda} (\lambda^2 + m^2) > 0$   
i.e. one can use lattice simulation
- Introduce chemical potential:  $\det(\hat{D} + m) \rightarrow \det(\hat{D} - \mu\gamma_4 + m) \Rightarrow$  the determinant becomes complex (sign problem)

## SU(2) QCD

- $(\gamma_5 C \tau_2) \cdot D^* = D \cdot (\gamma_5 C \tau_2)$
- Eigenvalues go in pairs  $\hat{D} - \mu\gamma_4 : \lambda, \lambda^*$
- For even  $N_f$   $\det(\hat{D} - \mu\gamma_4 + m) > 0 \Rightarrow$  free from sign problem

## Differences between SU(3) and SU(2) QCD

- The Lagrangian of the SU(2) QCD has the symmetry:  $SU(2N_f)$  as compared to  $SU_R(N_f) \times SU_L(N_f)$  for SU(3) QCD
- Goldstone bosons ( $N_f = 2$ )  $\pi^+, \pi^-, \pi^0, d, \bar{d}$

## Similarities:

- There are transitions: confinement/deconfinement, chiral symmetry breaking/restoration
- A lot of observables are equal up to few dozens percent:

**Topological susceptibility** (Nucl.Phys.B715(2005)461):

$$\chi^{1/4}/\sqrt{\sigma} = 0.3928(40) (SU(2)), \quad \chi^{1/4}/\sqrt{\sigma} = 0.4001(35) (SU(3))$$

**Critical temperature** (Phys.Lett.B712(2012)279):

$$T_c/\sqrt{\sigma} = 0.7092(36) (SU(2)), \quad T_c/\sqrt{\sigma} = 0.6462(30) (SU(3))$$

**Shear viscosity :**

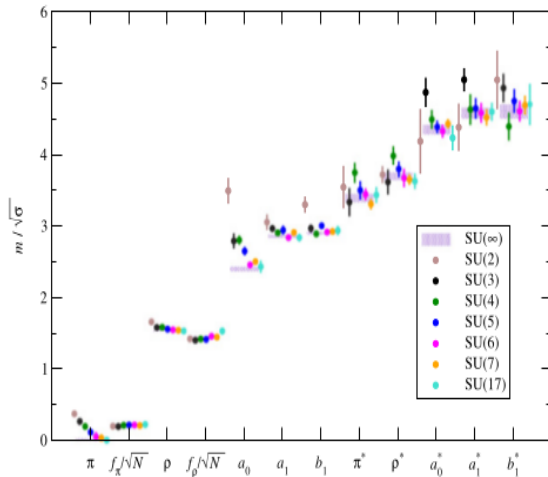
$$\eta/s = 0.134(57) (SU(2)), \quad \eta/s = 0.102(56) (SU(3))$$

JHEP 1509(2015)082

Phys.Rev. D76(2007)101701

## Similarities:

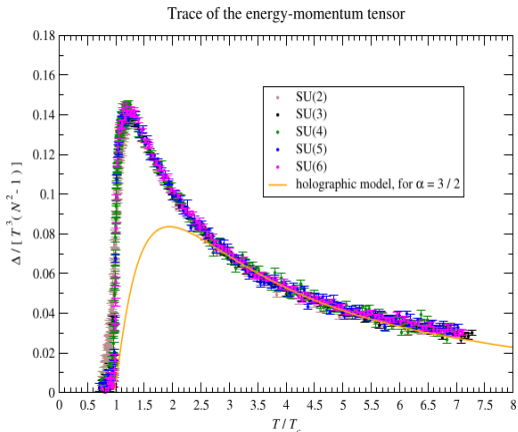
- Spectroscopy (Phys.Rep.529(2013)93)



## Similarities:

- Thermodynamic properties (JHEP 1205(2012)135)
- Some properties of dense medium (Phys.Rev.D59(1999)094019):

$$\Delta \sim \mu g^{-5} \exp\left(-\frac{3\pi^2}{\sqrt{2}g}\right)$$



## To summarize:

- Dense SU(2) QCD can be used to study dense SU(3) QCD
  - Calculation of different observables
  - Study of different physical phenomena
- Lattice study of SU(2) QCD contains full dynamics of real system (contrary to phenomenological models)



## To summarize:

- Dense SU(2) QCD can be used to study dense SU(3) QCD
  - Calculation of different observables
  - Study of different physical phenomena
- Lattice study of SU(2) QCD contains full dynamics of real system (contrary to phenomenological models)

## To summarize:

- Dense SU(2) QCD can be used to study dense SU(3) QCD
  - Calculation of different observables
  - Study of different physical phenomena
- Lattice study of SU(2) QCD contains full dynamics of real system (contrary to phenomenological models)

## Details of the simulation:

- Staggered fermions with rooting:  $N_f = 2$
- Lattice  $16^3 \times 32$ ,  $a = 0.11$  fm,  $m_\pi = 362(4)$  MeV,  $T = 55$  MeV
- Diquark source in the action  $\delta S \sim \lambda \psi^T (C \gamma_5) \times \sigma_2 \times \tau_2 \psi$

## To summarize:

- Dense SU(2) QCD can be used to study dense SU(3) QCD
  - Calculation of different observables
  - Study of different physical phenomena
- Lattice study of SU(2) QCD contains full dynamics of real system (contrary to phenomenological models)

## Details of the simulation:

- Staggered fermions with rooting:  $N_f = 2$
  - Lattice  $16^3 \times 32$ ,  $a = 0.11$  fm,  $m_\pi = 362(4)$  MeV,  $T = 55$  MeV
  - Diquark source in the action  $\delta S \sim \lambda \psi^T (C\gamma_5) \times \sigma_2 \times \tau_2 \psi$
- 
- The results are presented in eprint **arXiv:1608.07162**

## To summarize:

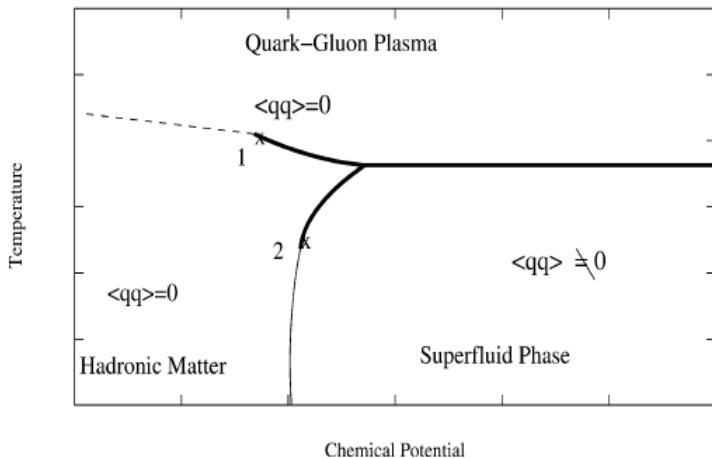
- Dense SU(2) QCD can be used to study dense SU(3) QCD
  - Calculation of different observables
  - Study of different physical phenomena
- Lattice study of SU(2) QCD contains full dynamics of real system (contrary to phenomenological models)

## Details of the simulation:

- Staggered fermions with rooting:  $N_f = 2$
- Lattice  $16^3 \times 32$ ,  $a = 0.11$  fm,  $m_\pi = 362(4)$  MeV,  $T = 55$  MeV
- Diquark source in the action  $\delta S \sim \lambda \psi^T (C \gamma_5) \times \sigma_2 \times \tau_2 \psi$

- The results are presented in eprint **arXiv:1608.07162**
- Talk of Lukas Holicki (15:40)

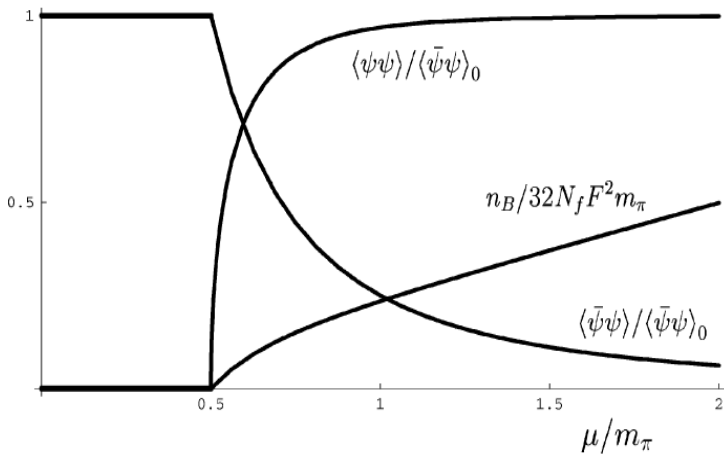
## Staggered fermions $N_f = 4$



J.B. Kogut, D. Toublan, D.K. Sinclair, Nucl. Phys. B 642 (2002) 181–209

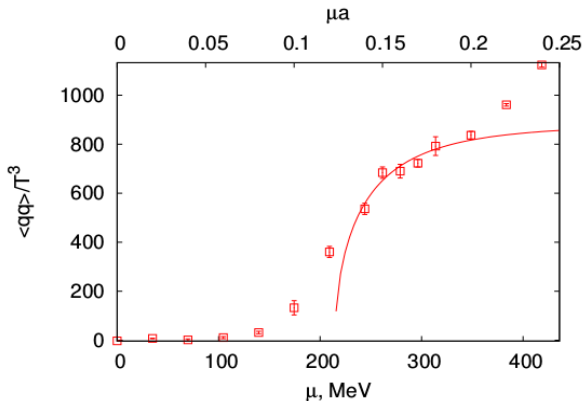
# One can build CHPT for SU(2) QCD

## Predictions of CHPT



Small chemical potential  
 $\mu < 350 \text{ MeV}$

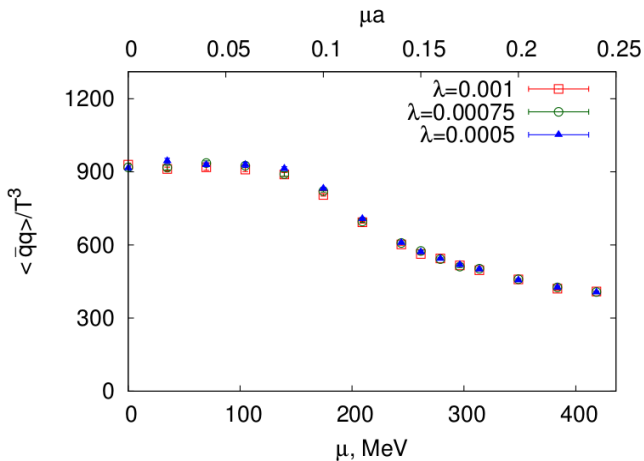
## Diquark condensate



- Good agreement with CHPT  $\langle \psi \psi \rangle / \langle \bar{\psi} \psi \rangle_0 = \sqrt{1 - \frac{m_\pi^4}{\mu^4}}$
- Phase transition at  $\mu \sim m_\pi/2$
- Bose Einstein condensate (BEC) phase  $\mu \in (200, 350)$  MeV

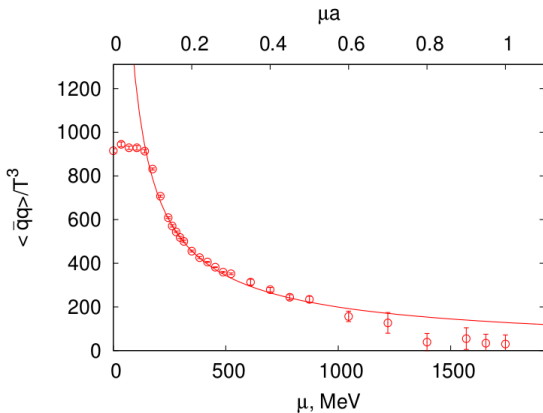


## Chiral condensate



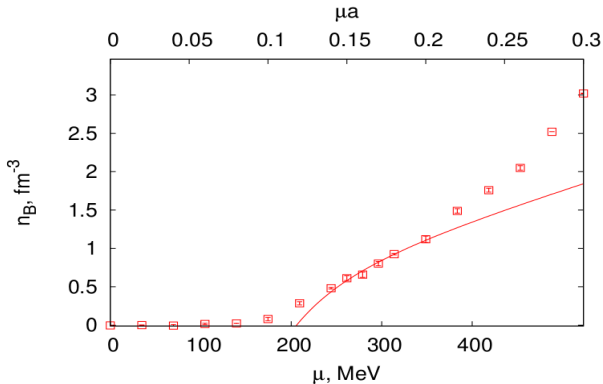
Good agreement with CHPT

## Chiral condensate



- CHPT prediction  $\langle \bar{\psi}\psi \rangle \sim \frac{m_\pi^2}{\mu^2}$
- We observe  $\langle \bar{\psi}\psi \rangle \sim \frac{1}{\mu^\alpha}$ ,  $\alpha \sim 0.6 - 1.0$

# Baryon density



- Good agreement with CHPT  $n \sim \mu - \frac{m_\pi^4}{\mu^3}$
- Phase transition at  $\mu \sim m_\pi/2$
- Departure from CHPT prediction starts from  $n \sim 1 \text{ fm}^{-3}$

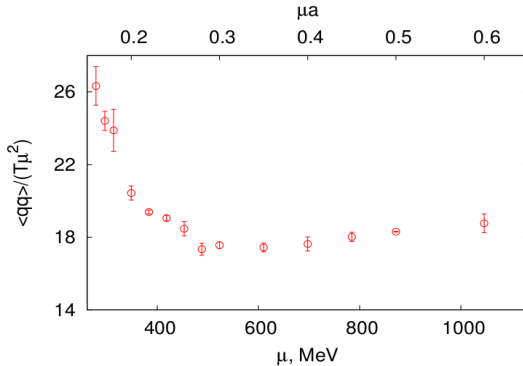
Large chemical potential  
 $\mu > 350 \text{ MeV}$

## Phase diagram for $N_c \rightarrow \infty$

(L. McLerran, R.D. Pisarski, Nucl.Phys. A796 (2007) 83-100)

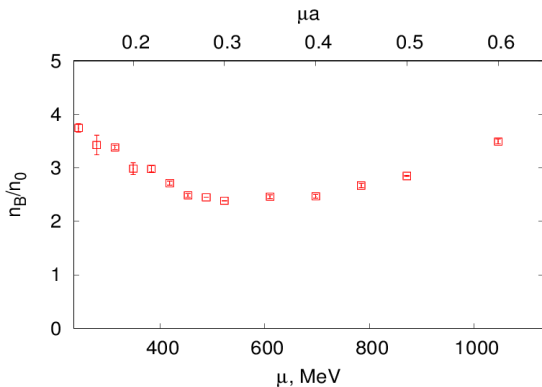
- Hadron phase  $\mu < M_N/N_c$  ( $p \sim O(1)$ )
- Dilute baryon gas  $\mu > M_N/N_c$  (width  $\delta\mu \sim \frac{\Lambda_{QCD}}{N_c^2}$ )
- Quarkyonic phase  $\mu > \Lambda_{QCD}$  ( $p \sim N_c$ )
  - Degrees of freedom:
    - Baryons (on the surface)
    - Quarks (inside the Fermi sphere  $|p| < \mu$ )
  - No chiral symmetry breaking
  - The system is in confinement phase
- Deconfinement ( $p \sim N_c^2$ )

## Diquark condensate



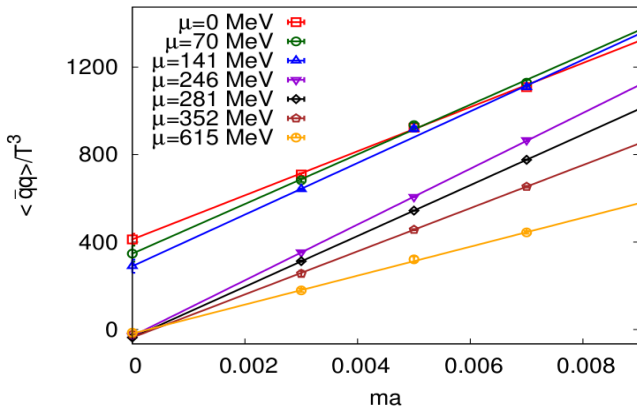
- Bardeen–Cooper–Schrieffer (BCS) phase  $\mu > 500$  MeV,  $\langle \psi \psi \rangle \sim \mu^2$
- Baryons (on the surface)

## Baryon density



- Free quarks  $n_0 = N_f \times N_c \times (2s + 1) \times \int \frac{d^3 p}{(2\pi)^3} \theta(|p| - \mu) = \frac{4}{3\pi^2} \mu^3$
- **Quarks inside Fermi sphere**
- Quarks inside Fermi sphere dominate over the surface:  
 $\frac{4}{3}\pi\mu^3 > 4\pi\mu^2\Lambda_{QCD} \Rightarrow \mu > 3\Lambda_{QCD}$  ( $n \sim (5 - 10) \times$  nuclear density)

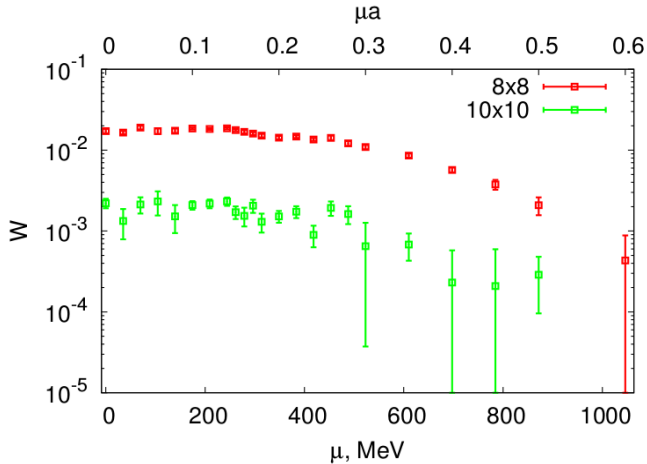
## Chiral condensate (chiral limit $m \rightarrow 0$ )



No chiral symmetry breaking



# Wilson loop



The system is in confinement phase

## Quarkyonic phase:

- Baryons (on the surface)

## Quarkyonic phase:

- Baryons (on the surface)



## Quarkyonic phase:

- Baryons (on the surface)
- Quarks (inside the Fermi sphere  $|p| < \mu$ )



## Quarkyonic phase:

- Baryons (on the surface) ✓
- Quarks (inside the Fermi sphere  $|p| < \mu$ ) ✓

## Quarkyonic phase:

- Baryons (on the surface) ✓
- Quarks (inside the Fermi sphere  $|p| < \mu$ ) ✓
- No chiral symmetry breaking

## Quarkyonic phase:

- Baryons (on the surface) ✓
- Quarks (inside the Fermi sphere  $|p| < \mu$ ) ✓
- No chiral symmetry breaking ✓

## Quarkyonic phase:

- Baryons (on the surface) ✓
- Quarks (inside the Fermi sphere  $|p| < \mu$ ) ✓
- No chiral symmetry breaking ✓
- The system is in confinement phase



## Quarkyonic phase:

- Baryons (on the surface) ✓
- Quarks (inside the Fermi sphere  $|p| < \mu$ ) ✓
- No chiral symmetry breaking ✓
- The system is in confinement phase ✓

## Quarkyonic phase:

- Baryons (on the surface) ✓
- Quarks (inside the Fermi sphere  $|p| < \mu$ ) ✓
- No chiral symmetry breaking ✓
- The system is in confinement phase ✓

**We observe quarkyonic phase**

## Quarkyonic phase:

- Baryons (on the surface) ✓
- Quarks (inside the Fermi sphere  $|p| < \mu$ ) ✓
- No chiral symmetry breaking ✓
- The system is in confinement phase ✓

**We observe quarkyonic phase**

**One can expect that there is quarkyonic phase in SU(3) theory**

## Conclusion:

- We observe  $\mu < m_\pi/2$  hadronic phase
- Transition to superfluid phase  $\mu \simeq m_\pi/2$  (BEC)
- $\mu > m_\pi/2, \mu < m_\pi/2 + 150$  MeV dilute baryon gas
- Hadronic phase and BEC phase are well described by CHPT
- Deviation from CHPT from  $\mu > 350$  MeV (dense matter)
- BCS phase  $\mu \sim 500$  MeV, transition BEC $\rightarrow$ BCS is smooth
- BCS phase is similar to quarkyonic phase

## Conclusion:

- We observe  $\mu < m_\pi/2$  hadronic phase
- Transition to superfluid phase  $\mu \simeq m_\pi/2$  (BEC)
- $\mu > m_\pi/2, \mu < m_\pi/2 + 150$  MeV dilute baryon gas
- Hadronic phase and BEC phase are well described by CHPT
- Deviation from CHPT from  $\mu > 350$  MeV (dense matter)
- BCS phase  $\mu \sim 500$  MeV, transition BEC $\rightarrow$ BCS is smooth
- BCS phase is similar to quarkyonic phase

## Predictions for SU(3) (estimation!):

- Quarkyonic phase starts from  $n \sim (5 - 10) \times$  nuclear density
- Restoration of chiral symmetry ( $(5 - 10) \times$  nuclear density)  $\Rightarrow$  can be seen in experiment

## Conclusion:

- We observe  $\mu < m_\pi/2$  hadronic phase
- Transition to superfluid phase  $\mu \simeq m_\pi/2$  (BEC)
- $\mu > m_\pi/2, \mu < m_\pi/2 + 150$  MeV dilute baryon gas
- Hadronic phase and BEC phase are well described by CHPT
- Deviation from CHPT from  $\mu > 350$  MeV (dense matter)
- BCS phase  $\mu \sim 500$  MeV, transition BEC $\rightarrow$ BCS is smooth
- BCS phase is similar to quarkyonic phase

## Predictions for SU(3) (estimation!):

- Quarkyonic phase starts from  $n \sim (5 - 10) \times$  nuclear density
- Restoration of chiral symmetry ( $(5 - 10) \times$  nuclear density)  $\Rightarrow$  can be seen in experiment

Monte-Carlo simulation of SU(2) QCD is the best approach to study properties of SU(3) QCD at large baryon density