

# Measurements of the $Z$ partial decay width into $c\bar{c}$ and multiplicity of charm quarks per $b$ decay

The DELPHI Collaboration

P. Abreu<sup>21</sup>, W. Adam<sup>50</sup>, T. Adye<sup>36</sup>, P. Adzic<sup>11</sup>, I. Ajinenko<sup>42</sup>, Z. Albrecht<sup>17</sup>, T. Alderweireld<sup>2</sup>, G.D. Alekseev<sup>16</sup>, R. Alemany<sup>49</sup>, T. Allmendinger<sup>17</sup>, P.P. Allport<sup>22</sup>, S. Almehed<sup>24</sup>, U. Amaldi<sup>9</sup>, N. Amapane<sup>45</sup>, S. Amato<sup>47</sup>, E.G. Anassontzis<sup>3</sup>, P. Andersson<sup>44</sup>, A. Andreatza<sup>9</sup>, S. Andringa<sup>21</sup>, P. Antilogus<sup>25</sup>, W-D. Apel<sup>17</sup>, Y. Arnaud<sup>9</sup>, B. Åsman<sup>44</sup>, J-E. Augustin<sup>25</sup>, A. Augustinus<sup>9</sup>, P. Baillon<sup>9</sup>, P. Bambade<sup>19</sup>, F. Barao<sup>21</sup>, G. Barbiellini<sup>46</sup>, R. Barbier<sup>25</sup>, D.Y. Bardin<sup>16</sup>, G. Barker<sup>17</sup>, A. Baroncelli<sup>38</sup>, M. Battaglia<sup>15</sup>, M. Baubillier<sup>23</sup>, K-H. Becks<sup>52</sup>, M. Begalli<sup>6</sup>, A. Behrmann<sup>52</sup>, P. Beilliere<sup>8</sup>, Yu. Belokopytov<sup>9,53</sup>, N.C. Benekos<sup>31</sup>, A.C. Benvenuti<sup>5</sup>, C. Berat<sup>14</sup>, M. Berggren<sup>25</sup>, D. Bertini<sup>25</sup>, D. Bertrand<sup>2</sup>, M. Besancon<sup>39</sup>, M. Bigi<sup>45</sup>, M.S. Bilenky<sup>16</sup>, M-A. Bizouard<sup>19</sup>, D. Bloch<sup>10</sup>, H.M. Blom<sup>30</sup>, M. Bonesini<sup>27</sup>, W. Bonivento<sup>27</sup>, M. Boonekamp<sup>39</sup>, P.S.L. Booth<sup>22</sup>, A.W. Borgland<sup>4</sup>, G. Borisov<sup>19</sup>, C. Bosio<sup>41</sup>, O. Botner<sup>48</sup>, E. Boudinov<sup>30</sup>, B. Bouquet<sup>19</sup>, C. Bourdarios<sup>19</sup>, T.J.V. Bowcock<sup>22</sup>, I. Boyko<sup>16</sup>, I. Bozovic<sup>11</sup>, M. Bozzo<sup>13</sup>, P. Branchini<sup>38</sup>, T. Brenke<sup>52</sup>, R.A. Brenner<sup>48</sup>, P. Bruckman<sup>18</sup>, J-M. Brunet<sup>8</sup>, L. Bugge<sup>32</sup>, T. Buran<sup>32</sup>, T. Burgsmueller<sup>52</sup>, B. Buschbeck<sup>50</sup>, P. Buschmann<sup>52</sup>, S. Cabrera<sup>49</sup>, M. Caccia<sup>27</sup>, M. Calvi<sup>27</sup>, T. Camporesi<sup>9</sup>, V. Canale<sup>37</sup>, F. Carena<sup>9</sup>, L. Carroll<sup>22</sup>, C. Caso<sup>13</sup>, M.V. Castillo Gimenez<sup>49</sup>, A. Cattai<sup>9</sup>, F.R. Cavallo<sup>5</sup>, V. Chabaud<sup>9</sup>, Ph. Charpentier<sup>9</sup>, L. Chaussard<sup>25</sup>, P. Checchia<sup>35</sup>, G.A. Chelkov<sup>16</sup>, R. Chierici<sup>45</sup>, P. Chliapnikov<sup>42</sup>, P. Chochula<sup>7</sup>, V. Chorowicz<sup>25</sup>, J. Chudoba<sup>29</sup>, K. Cieslik<sup>18</sup>, P. Collins<sup>9</sup>, R. Contri<sup>13</sup>, E. Cortina<sup>49</sup>, G. Cosme<sup>19</sup>, F. Cossutti<sup>9</sup>, J-H. Cowell<sup>22</sup>, H.B. Crawley<sup>1</sup>, D. Crennell<sup>36</sup>, S. Crepe<sup>14</sup>, G. Crosetti<sup>13</sup>, J. Cuevas Maestro<sup>33</sup>, S. Czellar<sup>15</sup>, M. Davenport<sup>9</sup>, W. Da Silva<sup>23</sup>, A. Deghorain<sup>2</sup>, G. Della Ricca<sup>46</sup>, P. Delpierre<sup>26</sup>, N. Demaria<sup>9</sup>, A. De Angelis<sup>9</sup>, W. De Boer<sup>17</sup>, C. De Clercq<sup>2</sup>, B. De Lotto<sup>46</sup>, A. De Min<sup>35</sup>, L. De Paula<sup>47</sup>, H. Dijkstra<sup>9</sup>, L. Di Ciaccio<sup>37,9</sup>, J. Dolbeau<sup>8</sup>, K. Doroba<sup>51</sup>, M. Dracos<sup>10</sup>, J. Drees<sup>52</sup>, M. Dris<sup>31</sup>, A. Duperrin<sup>25</sup>, J-D. Durand<sup>9</sup>, G. Eigen<sup>4</sup>, T. Ekelof<sup>48</sup>, G. Ekspong<sup>44</sup>, M. Ellert<sup>48</sup>, M. Elsing<sup>9</sup>, J-P. Engel<sup>10</sup>, B. Erzen<sup>43</sup>, M. Espirito Santo<sup>21</sup>, E. Falk<sup>24</sup>, G. Fanourakis<sup>11</sup>, D. Fassouliotis<sup>11</sup>, J. Fayot<sup>23</sup>, M. Feindt<sup>17</sup>, P. Ferrari<sup>27</sup>, A. Ferrer<sup>49</sup>, E. Ferrer-Ribas<sup>19</sup>, F. Ferro<sup>13</sup>, S. Fichet<sup>23</sup>, A. Firestone<sup>1</sup>, U. Flagmeyer<sup>52</sup>, H. Foeth<sup>9</sup>, E. Fokitis<sup>31</sup>, F. Fontanelli<sup>13</sup>, B. Franek<sup>36</sup>, A.G. Frodesen<sup>4</sup>, R. Fruhwirth<sup>50</sup>, F. Fulda-Quenzer<sup>19</sup>, J. Fuster<sup>49</sup>, A. Galloni<sup>22</sup>, D. Gamba<sup>45</sup>, S. Gamblin<sup>19</sup>, M. Gandelman<sup>47</sup>, C. Garcia<sup>49</sup>, C. Gaspar<sup>9</sup>, M. Gaspar<sup>47</sup>, U. Gasparini<sup>35</sup>, Ph. Gavillet<sup>9</sup>, E.N. Gazis<sup>31</sup>, D. Gele<sup>10</sup>, L. Gerdyukov<sup>42</sup>, N. Ghodbane<sup>25</sup>, I. Gil<sup>49</sup>, F. Glege<sup>52</sup>, R. Gokeli<sup>9,51</sup>, B. Golob<sup>43</sup>, G. Gomez-Ceballos<sup>40</sup>, P. Goncalves<sup>21</sup>, I. Gonzalez Caballero<sup>40</sup>, G. Gopal<sup>36</sup>, L. Gorn<sup>1,54</sup>, M. Gorski<sup>51</sup>, Yu. Gouz<sup>42</sup>, V. Gracco<sup>13</sup>, J. Grahl<sup>1</sup>, E. Graziani<sup>38</sup>, C. Green<sup>22</sup>, H-J. Grimm<sup>17</sup>, P. Gris<sup>39</sup>, G. Grosdidier<sup>19</sup>, K. Grzelak<sup>51</sup>, M. Gunther<sup>48</sup>, J. Guy<sup>36</sup>, F. Hahn<sup>9</sup>, S. Hahn<sup>52</sup>, S. Haider<sup>9</sup>, A. Hallgren<sup>48</sup>, K. Hamacher<sup>52</sup>, J. Hansen<sup>32</sup>, F.J. Harris<sup>34</sup>, V. Hedberg<sup>24</sup>, S. Heising<sup>17</sup>, J.J. Hernandez<sup>49</sup>, P. Herquet<sup>2</sup>, H. Herr<sup>9</sup>, T.L. Hessing<sup>34</sup>, J.-M. Heuser<sup>52</sup>, E. Higon<sup>49</sup>, S-O. Holmgren<sup>44</sup>, P.J. Holt<sup>34</sup>, S. Hoorelbeke<sup>2</sup>, M. Houlden<sup>22</sup>, J. Hrubec<sup>50</sup>, K. Huet<sup>2</sup>, G.J. Hughes<sup>22</sup>, K. Hultqvist<sup>44</sup>, J.N. Jackson<sup>22</sup>, R. Jacobsson<sup>9</sup>, P. Jalocha<sup>9</sup>, R. Janik<sup>7</sup>, Ch. Jarlskog<sup>24</sup>, G. Jarlskog<sup>24</sup>, P. Jarry<sup>39</sup>, B. Jean-Marie<sup>19</sup>, E.K. Johansson<sup>44</sup>, P. Jonsson<sup>25</sup>, C. Joram<sup>9</sup>, P. Juillot<sup>10</sup>, F. Kapusta<sup>23</sup>, K. Karafasoulis<sup>11</sup>, S. Katsanevas<sup>25</sup>, E.C. Katsoufis<sup>31</sup>, R. Keranen<sup>17</sup>, B.P. Kersevan<sup>43</sup>, B.A. Khomenko<sup>16</sup>, N.N. Khovanski<sup>16</sup>, A. Kiiskinen<sup>15</sup>, B. King<sup>22</sup>, A. Kinzig<sup>22</sup>, N.J. Kjaer<sup>30</sup>, O. Klapp<sup>52</sup>, H. Klein<sup>9</sup>, P. Kluit<sup>30</sup>, P. Kokkinias<sup>11</sup>, M. Koratzinos<sup>9</sup>, V. Kostioukhine<sup>42</sup>, C. Kourkoumelis<sup>3</sup>, O. Kouznetsov<sup>39</sup>, E. Kriznic<sup>43</sup>, P. Krstic<sup>11</sup>, Z. Krumstein<sup>16</sup>, P. Kubinec<sup>7</sup>, J. Kurowska<sup>51</sup>, K. Kurvinen<sup>15</sup>, J.W. Lamsa<sup>1</sup>, D.W. Lane<sup>1</sup>, P. Langefeld<sup>52</sup>, V. Lapin<sup>42</sup>, J-P. Laugier<sup>39</sup>, R. Laihakangas<sup>15</sup>, G. Leder<sup>50</sup>, F. Ledroit<sup>14</sup>, V. Lefebvre<sup>2</sup>, L. Leinonen<sup>44</sup>, A. Leisos<sup>11</sup>, R. Leitner<sup>29</sup>, J. Lemonne<sup>2</sup>, G. Lenzen<sup>52</sup>, V. Lepeltier<sup>19</sup>, T. Lesiak<sup>18</sup>, M. Lethuillier<sup>39</sup>, J. Libby<sup>34</sup>, D. Liko<sup>9</sup>, A. Lipniacka<sup>44</sup>, I. Lippi<sup>35</sup>, B. Loerstad<sup>24</sup>, J.G. Loken<sup>34</sup>, J.H. Lopes<sup>47</sup>, J.M. Lopez<sup>40</sup>, R. Lopez-Fernandez<sup>14</sup>, D. Loukas<sup>11</sup>, P. Lutz<sup>39</sup>, L. Lyons<sup>34</sup>, J. MacNaughton<sup>50</sup>, J.R. Mahon<sup>6</sup>, A. Maio<sup>21</sup>, A. Malek<sup>52</sup>, T.G.M. Malmgren<sup>44</sup>, S. Maltezos<sup>31</sup>, V. Malychhev<sup>16</sup>, F. Mandl<sup>50</sup>, J. Marco<sup>40</sup>, R. Marco<sup>40</sup>, B. Marechal<sup>47</sup>, M. Margoni<sup>35</sup>, J-C. Marin<sup>9</sup>, C. Mariotti<sup>9</sup>, A. Markou<sup>11</sup>, C. Martinez-Rivero<sup>19</sup>, F. Martinez-Vidal<sup>49</sup>, S. Marti i Garcia<sup>9</sup>, J. Masik<sup>12</sup>, N. Mastroiannopoulos<sup>11</sup>, F. Matorras<sup>40</sup>, C. Matteuzzi<sup>27</sup>, G. Matthiae<sup>37</sup>, F. Mazzucato<sup>35</sup>, M. Mazzucato<sup>35</sup>, M. Mc Cubbin<sup>22</sup>, R. Mc Kay<sup>1</sup>, R. Mc Nulty<sup>22</sup>, G. Mc Pherson<sup>22</sup>, C. Meroni<sup>27</sup>, W.T. Meyer<sup>1</sup>, A. Miagkov<sup>42</sup>, E. Migliore<sup>45</sup>, L. Mirabito<sup>25</sup>, W.A. Mitaroff<sup>50</sup>, U. Mjoernmark<sup>24</sup>, T. Moa<sup>44</sup>, M. Moch<sup>17</sup>, R. Moeller<sup>28</sup>, K. Moenig<sup>9</sup>, M.R. Monge<sup>13</sup>, X. Moreau<sup>23</sup>, P. Morettini<sup>13</sup>, G. Morton<sup>34</sup>, U. Mueller<sup>52</sup>, K. Muenich<sup>52</sup>, M. Mulders<sup>30</sup>, C. Mulet-Marquis<sup>14</sup>, R. Muresan<sup>24</sup>, W.J. Murray<sup>36</sup>, B. Muryn<sup>14,18</sup>, G. Myatt<sup>34</sup>, T. Myklebust<sup>32</sup>, F. Naraghi<sup>14</sup>, M. Nassiakou<sup>11</sup>, F.L. Navarria<sup>5</sup>, S. Navas<sup>49</sup>, K. Nawrocki<sup>51</sup>, P. Negri<sup>27</sup>, S. Nemecek<sup>12</sup>, N. Neufeld<sup>9</sup>, N. Neumeister<sup>50</sup>, R. Nicolaidou<sup>39</sup>, B.S. Nielsen<sup>28</sup>, M. Nikolenko<sup>10,16</sup>, V. Nomokonov<sup>15</sup>, A. Normand<sup>22</sup>, A. Nygren<sup>24</sup>, V. Obraztsov<sup>42</sup>, A.G. Olshevski<sup>16</sup>, A. Onofre<sup>21</sup>, R. Orava<sup>15</sup>, G. Orazi<sup>10</sup>, K. Osterberg<sup>15</sup>, A. Ouraou<sup>39</sup>, M. Paganoni<sup>27</sup>,

S. Paiano<sup>5</sup>, R. Pain<sup>23</sup>, R. Paiva<sup>21</sup>, J. Palacios<sup>34</sup>, H. Palka<sup>18</sup>, Th.D. Papadopoulou<sup>31,9</sup>, K. Papageorgiou<sup>11</sup>, L. Pape<sup>9</sup>, C. Parkes<sup>9</sup>, F. Parodi<sup>13</sup>, U. Parzefall<sup>22</sup>, A. Passeri<sup>38</sup>, O. Passon<sup>52</sup>, M. Pegoraro<sup>35</sup>, L. Peralta<sup>21</sup>, M. Pernicka<sup>50</sup>, A. Perrotta<sup>5</sup>, C. Petridou<sup>46</sup>, A. Petrolini<sup>13</sup>, H.T. Phillips<sup>36</sup>, F. Pierre<sup>39</sup>, M. Pimenta<sup>21</sup>, E. Piotto<sup>27</sup>, T. Podobnik<sup>43</sup>, M.E. Pol<sup>6</sup>, G. Polok<sup>18</sup>, P. Poropat<sup>46</sup>, V. Pozdniakov<sup>16</sup>, P. Privitera<sup>37</sup>, N. Pukhaeva<sup>16</sup>, A. Pullia<sup>27</sup>, D. Radojicic<sup>34</sup>, S. Ragazzi<sup>27</sup>, H. Rahmani<sup>31</sup>, P.N. Ratoff<sup>20</sup>, A.L. Read<sup>32</sup>, P. Rebecchi<sup>9</sup>, N.G. Redaelli<sup>27</sup>, M. Regler<sup>50</sup>, D. Reid<sup>30</sup>, R. Reinhardt<sup>52</sup>, P.B. Renton<sup>34</sup>, L.K. Resvanis<sup>3</sup>, F. Richard<sup>19</sup>, J. Ridky<sup>12</sup>, G. Rinaudo<sup>45</sup>, O. Rohne<sup>32</sup>, A. Romero<sup>45</sup>, P. Ronchese<sup>35</sup>, E.I. Rosenberg<sup>1</sup>, P. Rosinsky<sup>7</sup>, P. Roudeau<sup>19</sup>, T. Rovelli<sup>5</sup>, Ch. Royon<sup>39</sup>, V. Ruhlmann-Kleider<sup>39</sup>, A. Ruiz<sup>40</sup>, H. Saarikko<sup>15</sup>, Y. Sacquin<sup>39</sup>, A. Sadovsky<sup>16</sup>, G. Sajot<sup>14</sup>, J. Salt<sup>49</sup>, D. Sampsonidis<sup>11</sup>, M. Sannino<sup>13</sup>, H. Schneider<sup>17</sup>, Ph. Schwemling<sup>23</sup>, B. Schwering<sup>52</sup>, U. Schwickerath<sup>17</sup>, M.A.E. Schyns<sup>52</sup>, F. Scuri<sup>46</sup>, P. Seager<sup>20</sup>, Y. Sedykh<sup>16</sup>, A.M. Segar<sup>34</sup>, R. Sekulin<sup>36</sup>, R.C. Shellard<sup>6</sup>, A. Sheridan<sup>22</sup>, M. Siebel<sup>52</sup>, L. Simard<sup>39</sup>, F. Simonetto<sup>35</sup>, A.N. Sisakian<sup>16</sup>, G. Smadja<sup>25</sup>, O. Smirnova<sup>24</sup>, G.R. Smith<sup>36</sup>, A. Sokolov<sup>42</sup>, A. Sopczak<sup>17</sup>, R. Sosnowski<sup>51</sup>, T. Spassov<sup>21</sup>, E. Spiriti<sup>38</sup>, P. Sponholz<sup>52</sup>, S. Squarcia<sup>13</sup>, C. Stanescu<sup>38</sup>, S. Stanic<sup>43</sup>, K. Stevenson<sup>34</sup>, A. Stocchi<sup>19</sup>, J. Strauss<sup>50</sup>, R. Strub<sup>10</sup>, B. Stugu<sup>4</sup>, M. Szczekowski<sup>51</sup>, M. Szeptycka<sup>51</sup>, T. Tabarelli<sup>27</sup>, O. Tchikilev<sup>42</sup>, F. Tegenfeldt<sup>48</sup>, F. Terranova<sup>27</sup>, J. Thomas<sup>34</sup>, J. Timmermans<sup>30</sup>, N. Tinti<sup>5</sup>, L.G. Tkatchev<sup>16</sup>, S. Todorova<sup>10</sup>, A. Tomaradze<sup>2</sup>, B. Tome<sup>21</sup>, A. Tonazzo<sup>9</sup>, L. Tortora<sup>38</sup>, G. Transtromer<sup>24</sup>, D. Treille<sup>9</sup>, G. Tristram<sup>8</sup>, M. Trochimczuk<sup>51</sup>, C. Troncon<sup>27</sup>, A. Tsirou<sup>9</sup>, M-L. Turluer<sup>39</sup>, I.A. Tyapkin<sup>16</sup>, S. Tzamarias<sup>11</sup>, O. Ullaland<sup>9</sup>, V. Uvarov<sup>42</sup>, G. Valenti<sup>5</sup>, E. Vallazza<sup>46</sup>, C. Vander Velde<sup>2</sup>, G.W. Van Apeldoorn<sup>30</sup>, P. Van Dam<sup>30</sup>, W.K. Van Doninck<sup>2</sup>, J. Van Eldik<sup>30</sup>, A. Van Lysebetten<sup>2</sup>, N. Van Remortel<sup>2</sup>, I. Van Vulpen<sup>30</sup>, N. Vassilopoulos<sup>34</sup>, G. Vegni<sup>27</sup>, L. Ventura<sup>35</sup>, W. Venus<sup>36,9</sup>, F. Verbeure<sup>2</sup>, M. Verlato<sup>35</sup>, L.S. Vertogradov<sup>16</sup>, V. Verzi<sup>37</sup>, D. Vilanova<sup>39</sup>, L. Vitale<sup>46</sup>, E. Vlasov<sup>42</sup>, A.S. Vodopyanov<sup>16</sup>, C. Vollmer<sup>17</sup>, G. Voulgaris<sup>3</sup>, V. Vrba<sup>12</sup>, H. Wahlen<sup>52</sup>, C. Walck<sup>44</sup>, C. Weiser<sup>17</sup>, D. Wicke<sup>52</sup>, J.H. Wickens<sup>2</sup>, G.R. Wilkinson<sup>9</sup>, M. Winter<sup>10</sup>, M. Witek<sup>18</sup>, G. Wolf<sup>9</sup>, J. Yi<sup>1</sup>, O. Yushchenko<sup>42</sup>, A. Zalewska<sup>18</sup>, P. Zalewski<sup>51</sup>, D. Zavrtnik<sup>43</sup>, E. Zevgolatakos<sup>11</sup>, N.I. Zimin<sup>16,24</sup>, G.C. Zucchelli<sup>44</sup>, G. Zumerle<sup>35</sup>

<sup>1</sup> Department of Physics and Astronomy, Iowa State University, Ames IA 50011-3160, USA

<sup>2</sup> Physics Department, Univ. Instelling Antwerpen, Universiteitsplein 1, 2610 Wilrijk, Belgium and IIHE, ULB-VUB, Pleinlaan 2, 1050 Brussels, Belgium

and Faculté des Sciences, Univ. de l'Etat Mons, Av. Maistriau 19, 7000 Mons, Belgium

<sup>3</sup> Physics Laboratory, University of Athens, Solonos Str. 104, 10680 Athens, Greece

<sup>4</sup> Department of Physics, University of Bergen, Allégaten 55, 5007 Bergen, Norway

<sup>5</sup> Dipartimento di Fisica, Università di Bologna and INFN, Via Irnerio 46, 40126 Bologna, Italy

<sup>6</sup> Centro Brasileiro de Pesquisas Físicas, rua Xavier Sigaud 150, 22290 Rio de Janeiro, Brazil

and Depto. de Física, Pont. Univ. Católica, C.P. 38071 22453 Rio de Janeiro, Brazil

and Inst. de Física, Univ. Estadual do Rio de Janeiro, rua São Francisco Xavier 524, Rio de Janeiro, Brazil

<sup>7</sup> Comenius University, Faculty of Mathematics and Physics, Mlynska Dolina, 84215 Bratislava, Slovakia

<sup>8</sup> Collège de France, Lab. de Physique Corpusculaire, IN2P3-CNRS, 75231 Paris Cedex 05, France

<sup>9</sup> CERN, 1211 Geneva 23, Switzerland

<sup>10</sup> Institut de Recherches Subatomiques, IN2P3 - CNRS/ULP - BP20, 67037 Strasbourg Cedex, France

<sup>11</sup> Institute of Nuclear Physics, N.C.S.R. Demokritos, P.O. Box 60228, 15310 Athens, Greece

<sup>12</sup> FZU, Inst. of Phys. of the C.A.S. High Energy Physics Division, Na Slovance 2, 180 40, Praha 8, Czech Republic

<sup>13</sup> Dipartimento di Fisica, Università di Genova and INFN, Via Dodecaneso 33, 16146 Genova, Italy

<sup>14</sup> Institut des Sciences Nucléaires, IN2P3-CNRS, Université de Grenoble 1, 38026 Grenoble Cedex, France

<sup>15</sup> Helsinki Institute of Physics, HIP, P.O. Box 9, 00014 Helsinki, Finland

<sup>16</sup> Joint Institute for Nuclear Research, Dubna, Head Post Office, P.O. Box 79, 101 000 Moscow, Russian Federation

<sup>17</sup> Institut für Experimentelle Kernphysik, Universität Karlsruhe, Postfach 6980, 76128 Karlsruhe, Germany

<sup>18</sup> Institute of Nuclear Physics and University of Mining and Metallurgy, Ul. Kawiora 26a, 30055 Krakow, Poland

<sup>19</sup> Université de Paris-Sud, Lab. de l'Accélérateur Linéaire, IN2P3-CNRS, Bât. 200, 91405 Orsay Cedex, France

<sup>20</sup> School of Physics and Chemistry, University of Lancaster, Lancaster LA1 4YB, UK

<sup>21</sup> LIP, IST, FCUL - Av. Elias Garcia, 14-1º, 1000 Lisboa Codex, Portugal

<sup>22</sup> Department of Physics, University of Liverpool, P.O. Box 147, Liverpool L69 3BX, UK

<sup>23</sup> LPNHE, IN2P3-CNRS, Univ. Paris VI et VII, Tour 33 (RdC), 4 place Jussieu, 75252 Paris Cedex 05, France

<sup>24</sup> Department of Physics, University of Lund, Sölvegatan 14, 223 63 Lund, Sweden

<sup>25</sup> Université Claude Bernard de Lyon, IPNL, IN2P3-CNRS, 69622 Villeurbanne Cedex, France

<sup>26</sup> Univ. d'Aix - Marseille II - CPP, IN2P3-CNRS, 13288 Marseille Cedex 09, France

<sup>27</sup> Dipartimento di Fisica, Università di Milano and INFN, Via Celoria 16, 20133 Milan, Italy

<sup>28</sup> Niels Bohr Institute, Blegdamsvej 17, 2100 Copenhagen Ø, Denmark

<sup>29</sup> NC, Nuclear Centre of MFF, Charles University, Areal MFF, V Holesovickach 2, 180 00, Praha 8, Czech Republic

<sup>30</sup> NIKHEF, Postbus 41882, 1009 DB Amsterdam, The Netherlands

<sup>31</sup> National Technical University, Physics Department, Zografou Campus, 15773 Athens, Greece

<sup>32</sup> Physics Department, University of Oslo, Blindern, 1000 Oslo 3, Norway

<sup>33</sup> Dpto. Fisica, Univ. Oviedo, Avda. Calvo Sotelo s/n, 33007 Oviedo, Spain

<sup>34</sup> Department of Physics, University of Oxford, Keble Road, Oxford OX1 3RH, UK

<sup>35</sup> Dipartimento di Fisica, Università di Padova and INFN, Via Marzolo 8, 35131 Padua, Italy

- <sup>36</sup> Rutherford Appleton Laboratory, Chilton, Didcot OX11 0QX, UK  
<sup>37</sup> Dipartimento di Fisica, Università di Roma II and INFN, Tor Vergata, 00173 Rome, Italy  
<sup>38</sup> Dipartimento di Fisica, Università di Roma III and INFN, Via della Vasca Navale 84, 00146 Rome, Italy  
<sup>39</sup> DAPNIA/Service de Physique des Particules, CEA-Saclay, 91191 Gif-sur-Yvette Cedex, France  
<sup>40</sup> Instituto de Física de Cantabria (CSIC-UC), Avda. los Castros s/n, 39006 Santander, Spain  
<sup>41</sup> Dipartimento di Fisica, Università degli Studi di Roma La Sapienza, Piazzale Aldo Moro 2, 00185 Rome, Italy  
<sup>42</sup> Inst. for High Energy Physics, Serpukov P.O. Box 35, Protvino, (Moscow Region), Russian Federation  
<sup>43</sup> J. Stefan Institute, Jamova 39, 1000 Ljubljana, Slovenia and Laboratory for Astroparticle Physics, Nova Gorica Polytechnic, Kostanjevska 16a, 5000 Nova Gorica, Slovenia, and Department of Physics, University of Ljubljana, 1000 Ljubljana, Slovenia  
<sup>44</sup> Fysikum, Stockholm University, Box 6730, 113 85 Stockholm, Sweden  
<sup>45</sup> Dipartimento di Fisica Sperimentale, Università di Torino and INFN, Via P. Giuria 1, 10125 Turin, Italy  
<sup>46</sup> Dipartimento di Fisica, Università di Trieste and INFN, Via A. Valerio 2, 34127 Trieste, Italy and Istituto di Fisica, Università di Udine, 33100 Udine, Italy  
<sup>47</sup> Univ. Federal do Rio de Janeiro, C.P. 68528 Cidade Univ., Ilha do Fundão 21945-970 Rio de Janeiro, Brazil  
<sup>48</sup> Department of Radiation Sciences, University of Uppsala, P.O. Box 535, 751 21 Uppsala, Sweden  
<sup>49</sup> IFIC, Valencia-CSIC, and D.F.A.M.N., U. de Valencia, Avda. Dr. Moliner 50, 46100 Burjassot (Valencia), Spain  
<sup>50</sup> Institut für Hochenergiephysik, Österr. Akad. d. Wissensch., Nikolsdorfergasse 18, 1050 Vienna, Austria  
<sup>51</sup> Inst. Nuclear Studies and University of Warsaw, Ul. Hoza 69, 00681 Warsaw, Poland  
<sup>52</sup> Fachbereich Physik, University of Wuppertal, Postfach 100 127, 42097 Wuppertal, Germany  
<sup>53</sup> On leave of absence from IHEP Serpukhov  
<sup>54</sup> Now at University of Florida

Received: 1 June 1999 / Published online: 8 December 1999

**Abstract.** The partial decay width  $R_c$  of the  $Z$  into  $c\bar{c}$  quark pair and the number of charm quarks  $n_c$  per  $b$  decay are measured with the DELPHI detector at LEP 1. Particle identification provides clear  $D^0$ ,  $D^+$ ,  $D_s^+$  and  $\Lambda_c^+$  signatures. The charm hadron production rate is measured in each channel by a fit to the scaled energy, impact parameter information and the invariant mass spectrum. Two measurements of  $R_c$  are presented, from the  $D^{*+}$  production rate and from the overall charm counting, including strange charm baryon production, in  $c\bar{c}$  events. The multiplicity  $n_c$ , which includes hidden  $c\bar{c}$  and strange charm baryon production, is inferred from the charm counting in  $b\bar{b}$  events.

The final results are  $R_c = 0.1665 \pm 0.0095$  and  $n_c = 1.166 \pm 0.086$ .

## 1 Introduction

A precise determination of the partial decay width  $R_c = \frac{\Gamma_c}{\Gamma_{had}}$  of the  $Z$  into  $c\bar{c}$  quark pairs provides a fundamental test of the Standard Model. The measurement of the number of charm quarks  $n_c$  per  $b$  decay is an important input to resolve the discrepancy between the experimental value of  $BR(b \rightarrow l\nu X)$  and its theoretical prediction [1]. This paper presents simultaneous measurements of these quantities using the charm counting technique [2] and a measurement of  $R_c$  using  $D^{*+}$  mesons [3]. The large number of events collected by DELPHI between 1992 and 1995 leads to significant improvements in the precision compared to previous DELPHI results [4].

The measured rate of  $D$  or  $\Lambda_c$  hadrons is given by  $2R_{c(b)}P_{c(b)\rightarrow D,\Lambda_c}BR$ , which multiplies the partial decay width  $R_{c(b)} = \frac{\Gamma_{c(b)}}{\Gamma_{had}}$ , the probability  $P_{c(b)\rightarrow D,\Lambda_c}$  of the quark to produce a given charm hadron and the branching ratio  $BR$  for given decay mode. A  $c$  quark always gives a charm hadron, but a  $b$  hadron can decay into a  $D$  or  $c$  baryon as well as into a pair of charm hadrons<sup>1</sup>. For  $c\bar{c}$  events, the sum over the probabilities  $P_{c\rightarrow D,\Lambda_c}$  for all weakly decaying charm hadrons adds up to one, taking

strange charm baryon production into account. Hence  $R_c$  can be extracted from the sum of the rates. In  $b\bar{b}$  events the sum of the decay probabilities, including a correction for hidden  $c\bar{c}$  and strange charm baryon production, is a direct measurement of the number of charm quarks  $n_c$  per  $b$  decay.

The probability  $P_{c\rightarrow D^{*+}}$  has been measured in DELPHI [5], using low energy pions from  $D^{*+}$  decays tagged by exclusively reconstructed  $D$  mesons in the opposite hemisphere. Thus the measurement of the  $D^{*+}$  rate in  $c\bar{c}$  events  $R_cP_{c\rightarrow D^{*+}}$  allows an independent measurement of  $R_c$ .

In this analysis charm hadrons are reconstructed in the following decay modes<sup>2</sup>:

$$\begin{aligned} D^0 &\rightarrow K^-\pi^+, \\ D^+ &\rightarrow K^-\pi^+\pi^+, \\ D_s^+ &\rightarrow \phi(1020)\pi^+ \text{ and} \\ D_s^+ &\rightarrow \bar{K}^*(892)K^+, \\ \Lambda_c^+ &\rightarrow pK^-\pi^+, \\ D^{*+} &\rightarrow D^0\pi^+ \text{ with } D^0 \rightarrow K^-\pi^+. \end{aligned}$$

The combinatorial background is much reduced by identifying kaons and protons in the charm hadron decay products using charged particle identification infor-

<sup>1</sup> There is no distinction between  $c$  hadron and anti- $c$  hadron in the present definition of  $P_{c(b)\rightarrow D,\Lambda_c}$ .

<sup>2</sup> Throughout this paper charge-conjugate states are implicitly included.

mation provided by the Ring Imaging Cherenkov Counters (RICH) and the measured energy loss by ionisation in the Time Projection Chamber (TPC).

Separation between  $c\bar{c}$  and  $b\bar{b}$  events is necessary. A fit of the simulated  $b$  and  $c$  contributions to the measured impact parameter information, scaled charm hadron energy  $X_E = 2E_D/\sqrt{s}$  and invariant mass spectrum is used to separate the classes.

## 2 The DELPHI detector

The DELPHI detector consists of several independent devices for tracking, calorimetry and particle identification. Only the tracking and hadron identification components are relevant for this analysis and will be briefly described in the following. A detailed description of the whole apparatus and its performance can be found in [6].

Looking from the interaction point through the detector, the closest tracking device is the Vertex Detector (VD). The LEP 1 version of the VD had three concentric layers of silicon microstrip modules with the outer layer having 11 cm radius. Since 1994 the single sided innermost and outermost layers have been replaced by double sided modules. The VD has an intrinsic  $R\phi$  precision of  $7.6 \mu\text{m}$  [6] transverse to the beam axis. It is the main component used to reconstruct secondary vertices of heavy hadron decays. The VD is followed by the Inner Detector (ID) which consists of a jet chamber part and trigger layers. Next is the Time Projection Chamber (TPC), the main tracking device in DELPHI. Charged particles are measured with a precision of approximately  $250 \mu\text{m}$  in  $R\phi$  and  $880 \mu\text{m}$  along the beam axis [6]. The 192 sense wires measure the energy loss of charged particles,  $dE/dx$ . The outermost tracking component for the barrel region is the Outer Detector (OD), made of 5 layers of drift tubes.

The Barrel RICH is placed between the TPC and the Outer Detector. Two radiators enable it to identify pions, kaons and protons over nearly the full momentum range.

The tracking of charged particles is extended to the forward region by two wire chambers FCA and FCB. FCA is mounted on the endcap of the TPC and covers a polar angle range from  $11^\circ$  to  $32^\circ$  and  $148^\circ$  to  $169^\circ$ , while FCB is placed behind the Forward RICH on both sides of the endcaps. FCB covers the polar angle range from  $11^\circ$  to  $36^\circ$  and  $144^\circ$  to  $169^\circ$ .

## 3 Event selection and simulation

Charged particles were selected as follows. The momentum was required to be between  $0.4 \text{ GeV}/c$  and  $50 \text{ GeV}/c$ , the relative error on the momentum measurement less than 1, the polar angle relative to the beam axis between  $20^\circ$  and  $160^\circ$ , the length of tracks with TPC hits over 30 cm, the projection of the impact parameter relative to the mean beam interaction point had to be less than 4 cm in the plane transverse to the beam direction and the distance to the interaction point along the beam direction less than 10 cm.

Hadronic events were selected by requiring five or more charged particles and a total energy of charged particles larger than 12% of the centre-of-mass energy, assuming all charged particles to be pions. A total of 3.5 million hadronic events was obtained from the 1992-1995 data, at centre-of-mass energies within 2 GeV of the  $Z$  resonance mass. According to a simulation, the selection efficiency for hadronic  $Z$  decays was 95.7% with a variation of less than 0.1% for different quark flavours. The sample also contained 0.24% of  $\tau$  pair and 0.19% of Bhabha events. The bias due to this contamination is subtracted from the event sample in the analysis. All other background sources were found to be negligible.

For each event, the primary interaction vertex was determined from the measured tracks with a constraint on the measured mean beam spot position. The fit was iterated by removing the track giving the biggest contribution to the  $\chi^2$  until either the  $\chi^2/NDF$  of all contributing tracks was less than 3 or only two tracks were left. All track parameters were then redefined after a helix extrapolation to this vertex position. The resolution of charged particles measured only by the forward tracking chambers was improved by a track refit using the primary vertex. Such forward tracks having a fit  $\chi^2$  larger than 100 are mostly due to secondary interactions and were removed from the analysis.

The simulation was done with the JETSET 7.3 Parton Shower model [7] using DELPHI tuned parameters obtained from a fit to event shape distributions and identified particle spectra [8]. The heavy hadron decay tables were modified.  $D^{**}$  and  $B^{**}$  production was included with fractions of 30%  $B^{**}$  in  $b\bar{b}$  events and 30%  $D^{**}$  in  $c\bar{c}$  events. The fragmentation function used for  $b$  and  $c$  quarks was that of Peterson et al. [9]:

$$f(z) \propto \left[ z \left( 1 - \frac{1}{z} - \frac{\epsilon_q}{1-z} \right)^2 \right]^{-1} \quad (1)$$

where  $z$  is the fraction  $(E+p_{\parallel})_{hadron}/(E+p_{\parallel})_{quark}$  with  $p_{\parallel}$  the momentum component parallel to the quark direction. The  $\epsilon_{q=b,c}$  parameters were adjusted to central values of  $\epsilon_b = 0.00233$  and  $\epsilon_c = 0.0305$  in order to reproduce the average energy fractions  $\langle X_E^b(B) \rangle = 0.702 \pm 0.008$  and  $\langle X_E^c(D^*) \rangle = 0.510 \pm 0.005 \pm 0.008$  taken by  $B$  and  $D^*$  hadrons in  $Z$  events [10], respectively.

## 4 Charm hadron reconstruction

Candidates for the charm hadron decays  $D^0 \rightarrow K^-\pi^+$ ,  $D^+ \rightarrow K^-\pi^+\pi^+$ ,  $D_s^+ \rightarrow \phi(1020)\pi^+$ ,  $D_s^+ \rightarrow \bar{K}^*(892)K^+$  and  $\Lambda_c^+ \rightarrow pK^-\pi^+$  were reconstructed from all possible combinations of charged particles with a momentum larger than  $1 \text{ GeV}/c$  for pion and kaon, or  $2 \text{ GeV}/c$  for proton candidates. For  $D_s^+$  candidates, a minimum momentum of  $3 \text{ GeV}/c$  was required for the  $\phi$  and  $\bar{K}^*$  and the invariant masses of  $\phi$  and  $\bar{K}^*$  had to be within  $1.01 - 1.03 \text{ GeV}/c^2$  and  $0.86 - 0.94 \text{ GeV}/c^2$ , respectively. For  $D^{*+} \rightarrow D^0\pi^+$  followed by  $D^0 \rightarrow K^-\pi^+$  candidates, the mass difference  $\Delta m$  between the  $D^{*+}$  and the decaying  $D^0$  is close to

**Table 1.** Invariant mass range and minimum scaled energy for each channel

Particle	mass (GeV/ $c^2$ )	$X_E^{min}$
$D^0$	1.80–2.20	0.30
$D^+$	1.70–2.05	0.20
$D_s^+$	1.90–2.20	0.20
$\Lambda_c^+$	2.10–2.50	0.30
$D^0$ from $D^{*+}$	1.79–1.94	0.15

the  $\pi^+$  mass. Therefore one obtains a signal with a good signal-to-noise ratio at the edge of the phase space in the mass difference spectrum. For this channel, the pion from the  $D^{*+}$  decay was still required to have more than 0.4 GeV/ $c$ .

In order to remove tracks from secondary interactions, all particles associated to the charm hadron candidate (except the  $D^{*+}$ ) were required to have at least one associated VD hit. The charged particles of each decay channel were then used to fit a secondary vertex in space and the track parameters were recomputed at this common secondary vertex. The combinations of the charged particles for a given decay were retained for further analysis if their invariant mass and scaled energy  $X_E$  satisfied the cuts given in Table 1, where the  $X_E^{min}$  cuts were chosen to obtain a clear signature over a sufficiently low background. For the  $D^0$ ,  $D^+$ ,  $D_s^+$  and  $\Lambda_c^+$  the mass cuts allow for signal and sideband events, while for the  $D^{*+}$  decay mode a tight cut on the  $D^0$  mass signal is used to reduce background in the mass difference spectrum. In addition  $D^{*+}$  candidates with  $\Delta m > 0.160$  GeV/ $c^2$  are removed from the analysis.

A cut on the helicity angle  $\Theta_h$  was applied to reject the combinatorial background. This quantity was defined as the angle between the sphericity axis [11] of the decay products in the rest frame of the charm hadron ( $D$  or  $\Lambda$ ) with respect to its direction of flight. This angle is isotropic for decays of pseudo-scalar  $D$  mesons and is assumed to be isotropic for the  $\Lambda_c^+ \rightarrow pK^-\pi^+$  decay, neglecting possible polarisation effects. In all cases the combinatorial background has a clear enhancement at  $|\cos \Theta_h| = 1$ . Since the background is concentrated at energies lower than those of charm hadrons, helicity angle dependent cuts on the energy were used:

$$X_E > a \cdot e^{b(|\cos \Theta_h| - 1)} + c. \quad (2)$$

The  $a, b, c$  coefficients are listed in Table 2.

The charm candidate's decay length  $L$  was calculated as the distance between the primary and the fitted decay vertices in the plane transverse to the beam axis, projected onto the direction of flight. The sign of the decay length was set negative if the decay vertex was behind the primary vertex with respect to the direction of flight. A value of  $L > L_{min}$  was required in order to reduce the combinatorial background due to other particles from the primary vertex. The additional energy dependent decay length cut

**Table 2.** Parametrisation of the cut values on the helicity angle

Particle	$a$	$b$	$c$
$D^0$	0.5	2.0	0.20
$D^+$	0.5	3.0	0.10
$D_s^+$	0.5	2.2	0.10
$\Lambda_c^+$	0.5	3.0	0.15
$D^0$ from $D^{*+}$	0.5	3.0	0.10

**Table 3.** Minimum decay length and parameters for the energy-dependent decay length cut

Particle	$x$	$y$	$L_{min}$ (cm)
$D^0$	-0.5	0.125	0.050
$D^+$	-1.0	0.230	0.125
$D_s^+ \rightarrow \phi\pi^+$	-1.0	0.100	0
$D_s^+ \rightarrow \bar{K}^*K^+$	-	-	0.100
$\Lambda_c^+$	-	-	0.015
$D^{*+}$	-	-	-0.10

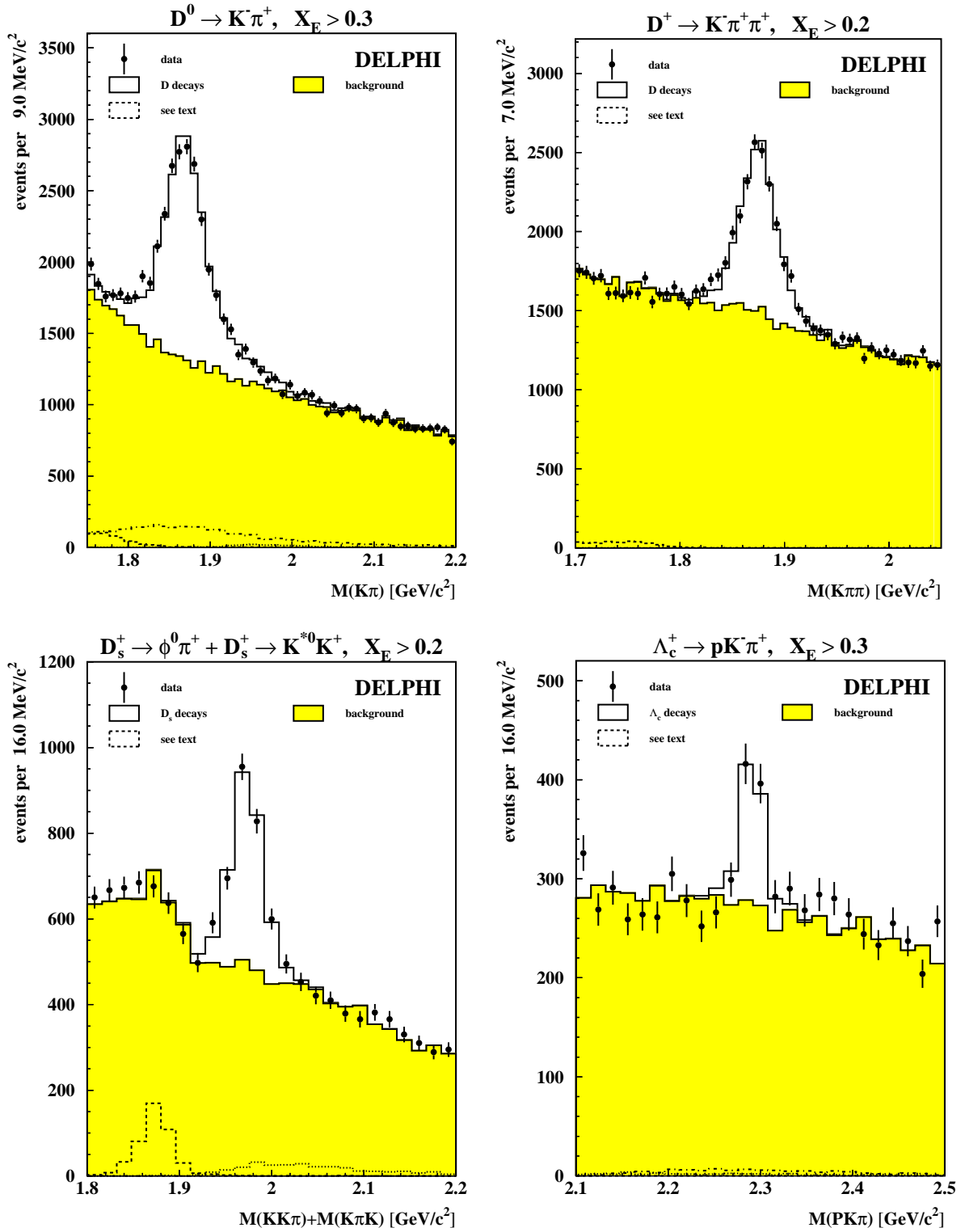
$$L(X_E) > x \cdot (X_E - X_E^{min})^2 + y \quad (3)$$

gave a much lower combinatorial background level at low energies. The  $x$  and  $y$  coefficients and  $L_{min}$  are listed in Table 3 for the different decay channels. The value  $X_E^{min}$  is given in Table 1. No energy dependent cuts on the decay length were used for the  $D^{*+}$ ,  $\Lambda_c^+$  and the  $D_s^+ \rightarrow \bar{K}^*K^+$  samples.

For the  $D_s^+ \rightarrow \phi\pi^+$  sample an additional selection was applied on the angle  $\Theta_{K\pi}$  between one of the kaons from the  $\phi$  and the remaining pion in the rest frame of the  $\phi$ . This angle follows a  $\cos^2(\Theta_{K\pi})$  distribution due to the decay of a pseudoscalar particle into a vector and a pseudoscalar particle, while the background is flat. A cut on  $\cos(\Theta_{K\pi}) > 0.3$  was used for the  $D_s^+ \rightarrow \phi\pi^+$  sample. No such cut was applied for the  $D_s^+ \rightarrow \bar{K}^*K^+$  sample, because no improvement in the signal to background ratio could be obtained.

Another kinematical quantity used to remove the background was the  $\chi^2$  probability  $\mathcal{P}(\chi^2)$  of the secondary decay vertex fit performed with the tracks of the charm hadron decay products. For well measured secondary vertices the probability is flat between 0 and 1, while it peaks at 0 for wrong combinations. For the  $D^+$  and  $\Lambda_c^+$  decay modes, a cut of  $\mathcal{P}(\chi^2) > 0.001$  was used, while a tighter cut of 0.01 was applied for both  $D_s^+$  decay channels. No cut was applied on the decay vertex of the  $D^0$  and the  $D^{*+}$ .

The particle identification provided by the Barrel RICH and the energy loss  $dE/dx$  measurement in the TPC were used to identify kaons and protons. The tagging of those particles coming from the charm hadron decays used standard tagging routines for the RICH [12], based on the the measured Cherenkov angle information. The  $dE/dx$



**Fig. 1.** Invariant mass spectra of  $D^0$ ,  $D^+$ ,  $D_s^+$  and  $\Lambda_c^+$  in the given decay channels used for the charm counting. The dots are data and the histogram is simulation with the background shaded. Contributions from reflections are shown, see text for details

information [6] was only used if no RICH information was available. The tagging used the pull  $\Delta_i$ :

$$\Delta_i = \frac{dE/dx(\text{meas.}) - dE/dx(\text{exp.})}{\sigma(\text{meas.})} \quad (4)$$

of the measured  $dE/dx$  with respect to the expected value for the kaon, pion or proton mass hypothesis  $i$ , provided by the Bethe-Bloch [13] formula. To separate kaons from pions or protons, a cut parameter  $\text{tag}_{TPC}$  was calculated on the basis of a simple ansatz for the probability density  $P_i^{TPC}$ :

$$\text{tag}_{TPC} = \frac{P_K^{TPC}}{P_K^{TPC} + P_\pi^{TPC}} \quad \text{or} \quad (5)$$

$$\text{tag}_{TPC} = \frac{P_p^{TPC}}{P_p^{TPC} + P_K^{TPC}} \quad (5)$$

$$P_i^{TPC} = e^{-\frac{1}{2}\Delta_i^2} \quad (6)$$

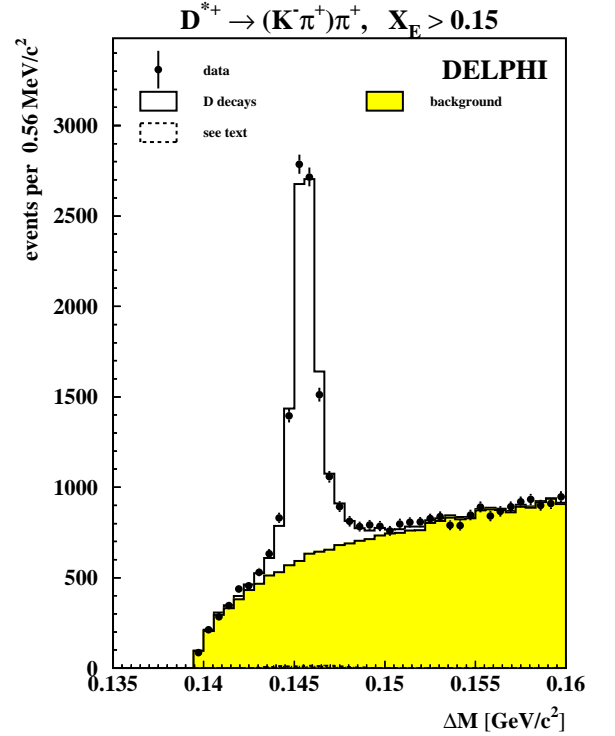
To ensure a good  $dE/dx$  measurement, quality flags similar to those used for the RICH information were tested which account for the number of participating wires and the track length in the TPC. For the decay modes of the  $D^+$ ,  $D_s^+$  and  $A_c^+$ , but not for the  $D^0$  decay mode, a candidate kaon or proton was rejected if no RICH or  $dE/dx$  identification was available. To reconstruct the  $D_s^+ \rightarrow \bar{K}^* K^+$  channel, both kaons were required to be tagged. For the  $D_s^+ \rightarrow \phi\pi^+$  channel only one kaon had to be identified. No kaon identification was required for  $D^{*+}$  candidates because the  $D^0$  mass selection already removes most of the background.

The  $D^0$ ,  $D^+$ ,  $D_s^+$ ,  $A_c^+$  and  $D^{*+}$  mass spectra obtained after these selections are shown in Figs. 1 and 2. Because of the small amount of RICH information available in 1992, these data were not used for the  $D_s^+ \rightarrow \bar{K}^* K^+$  and  $A_c^+$  samples. Table 4 shows the number of candidates after background subtraction obtained for each decay channel.

The reflections from other  $D$  decay modes due to wrong mass assignments and signals from other  $D$  decay modes passing the selection are also shown in the figures. The dash-dotted line in the  $D^0$  spectrum of Fig. 1 shows  $K\pi$  combinations which were wrongly reconstructed as  $\pi K$ . The dashed line in the  $D^0$  spectrum shows the  $D^0 \rightarrow K^- K^+$  and the dotted line shows the  $D^0 \rightarrow \pi^- \pi^+$  reflection. In the  $D^+$  spectra a reflection of  $D^+ \rightarrow K^- K^+ \pi^+$  is shown as a dashed line. An additional cut was applied to the  $D^+$  sample in order to remove the contribution from  $D^{*+} \rightarrow D^0 \pi^+$  with  $D^0 \rightarrow K^- \pi^+$  decays. The difference between the  $K^- \pi^+ \pi^+$  and any of the  $K^- \pi^+$  combinations had to be larger than 150  $\text{MeV}/c^2$ .  $D^+$  decays into  $K^- K^+ \pi^+$  and the reflection of  $D^+ \rightarrow K^- \pi^+ \pi^+$  are an important background in the  $D_s^+$  spectrum, as can be seen from the dashed and the dotted lines in the  $D_s^+$  spectra in Fig. 1. In the  $A_c^+$  spectra reflections of  $D_s^+ \rightarrow K^- K^+ \pi^+$  and of  $D^+$  into  $K^- K^+ \pi^+$  and  $K^- \pi^+ \pi^+$  are visible.

## 5 Fit method

For a measurement of  $R_c$  and  $n_c$ , it is necessary to distinguish the charm production in  $c\bar{c}$  and  $b\bar{b}$  events. To achieve



**Fig. 2.** Invariant mass difference  $\Delta M = M(K^- \pi^+ \pi^+) - M(K^- \pi^+)$  for the decay  $D^{*+} \rightarrow D^0 \pi^+$  followed by  $D^0 \rightarrow K^- \pi^+$ . The dots are data and the histogram is simulation with the background shaded

**Table 4.** Number of candidates after background subtraction for the measured charm hadrons

Decay	$N_{\text{candidates}}$
$D^0 \rightarrow K^- \pi^+$	$9076 \pm 237$
$D^+ \rightarrow K^- \pi^+ \pi^+$	$7018 \pm 200$
$D_s^+ \rightarrow \phi \pi^+$	$742 \pm 64$
$D_s^+ \rightarrow \bar{K}^* K^+$	$515 \pm 61$
$A_c^+ \rightarrow p K^- \pi^+$	$336 \pm 42$
$D^{*+} \rightarrow (K^- \pi^+) \pi^+$	$7872 \pm 135$

the best separation, the scaled energy of the charm hadron was used together with the  $b$  tag impact parameter information [14] in a combined fit.

For each event the impact parameter information of each charged particle with a VD hit was used to define the probability  $\mathcal{P}_{ev}$  that all tracks  $N$  were compatible with the primary vertex:

$$\mathcal{P}_{ev} \equiv \Pi \cdot \sum_{j=0}^{N-1} \frac{(-\ln \Pi)^j}{j!}, \quad \text{with } \Pi \equiv \prod_{i=1}^N P(S_i). \quad (7)$$

Here the  $P(S_i)$  are probability functions which were computed from the resolution of the significance distribution [14]. In order to get a flat distribution from  $\mathcal{P}_{ev}$ , which peaks near zero for  $b\bar{b}$  events, a transformation

$$\text{tr}(\mathcal{P}_{ev}) = \frac{4}{4 - \ln(\mathcal{P}_{ev})} \quad (8)$$



**Table 5.** Number of bins used in each dimension and the average number of events per bin

Particle	$mass$	$X_E$	$tr(\mathcal{P}_{ev})$	$\langle N_{i,j,k}^{dat} \rangle$
$D^0$	10	5	5	244
$D^+$	10	6	6	218
$D_s^+ \rightarrow \phi\pi^+$	10	5	5	21
$D_s^+ \rightarrow \bar{K}^*K^+$	8	5	5	19
$A_c^+$	10	5	5	28
$D^{*+}$	10	5	5	146

was applied. The selection of charm hadrons also resulted in a sample of events with tracks with large impact parameters. In particular for the  $D^+$  the separation power from  $\mathcal{P}_{ev}$  was lowered because of its long lifetime, which is close to the  $B$  meson's lifetime. Hence  $\mathcal{P}_{ev}$  was computed only from particles in the event which were not associated to the charm hadron candidate. This decreased the correlation between the  $c$  and  $b$  results by 5% on average due to the improved  $b/c$  separation.

$\mathcal{P}_{ev}$  and the scaled energy  $X_E$  of the charm hadron allowed the background from light quark events to be separated from  $b\bar{b}$  and  $c\bar{c}$  events. Charm hadrons from  $c\bar{c}$  events have a harder  $X_E$  spectrum than those coming from  $B$  decays. Light quark events are expected to have large  $tr(\mathcal{P}_{ev})$  and small  $X_E$ .  $c\bar{c}$  events are concentrated at large  $tr(\mathcal{P}_{ev})$  and large  $X_E$ , whereas  $b\bar{b}$  events are at small  $X_E$  and small  $tr(\mathcal{P}_{ev})$ .

The fit of the charm hadron rates  $R_q \cdot P_{q \rightarrow X} \cdot BR$  in  $c\bar{c}$  and  $b\bar{b}$  events used bins in three dimensions of invariant mass,  $X_E$  and  $tr(\mathcal{P}_{ev})$ . The number of bins in each dimension and the average number of data events per bin are listed in Table 5. The width of each bin was chosen to keep the number of events per bin about constant. The fit was done with two different approaches, depending on the average number of entries per bin. For the  $D^0$  and  $D^+$  this number was around 230, for the  $D^{*+}$  around 150. A  $\chi^2$  fit was performed with:

$$\chi^2 = \sum_i^{mass} \sum_j^{tr(\mathcal{P}_{ev})} \sum_k^{X_E} \left( \frac{N_{i,j,k}^{dat} - \lambda_{i,j,k}}{\sigma_{i,j,k}} \right)^2. \quad (9)$$

Here  $N_{i,j,k}^{dat}$  is the number of candidates in a given bin,  $\sigma_{i,j,k}$  is the quadratic sum of the statistical error of the data and the simulation. The expected number of candidates  $\lambda_{i,j,k}$  was calculated assuming the simulated shape for the different contributions. It is given by:

$$\lambda_{i,j,k} = \frac{2N_{had}}{\epsilon_{had}} \sum_{q=b,c,g \rightarrow c\bar{c}} R_q \cdot P_{q \rightarrow X} \cdot BR \cdot \frac{N_{i,j,k}^{acc}(q)}{N_{tot}^{gen}(q)} + N_{i,j,k}^{back} \cdot \eta_{j,k}^{back} + N_{i,j,k}^{reflect}. \quad (10)$$

The first term of this equation represents the charm hadron signal with its contributions from  $b\bar{b}$ ,  $c\bar{c}$  and light quark events. The ratio of the number of reconstructed

signal events  $N_{i,j,k}^{acc}(q)$  to the generated ones  $N_{tot}^{gen}(q)$  represents the flavour dependent shape of the simulated signal.  $N_{had}$  is the total number of hadronic events in the data and  $\epsilon_{had}$  their selection efficiency.

The second term describes the background shape from the simulation. Here the  $N_{i,j,k}^{back}$  values are the number of background events. The  $\eta_{j,k}^{back}$  are additional background normalisation factors for each bin in  $X_E$  and  $tr(\mathcal{P}_{ev})$ . They are introduced to compensate for any effect in the background description of the simulation, which could slightly differ from the real data.

The fraction of charm hadrons from  $b\bar{b}$  and  $c\bar{c}$  events,  $R_q P_{q \rightarrow X} BR$ , as well as the background normalisation  $\eta_{j,k}^{back}$  in each bin in  $X_E$  and  $tr(\mathcal{P}_{ev})$  were free parameters in the fit. The rate of charm hadrons in light quark events was taken from the multiplicity of gluon splitting into charm quarks  $n_{g \rightarrow c\bar{c}} = (2.38 \pm 0.48)\%$  [10].

The background normalisations for the  $D^0$  and  $D^+$ , as determined in the fit, had mean values of  $0.978 \pm 0.096$  and  $0.969 \pm 0.097$ , where the errors are the statistical uncertainty.

The last contribution to the  $\lambda_{i,j,k}$  is a term accounting for reflections from other decay modes which are particularly important in the channel  $D_s^+ \rightarrow \bar{K}^*K^+$ . Since it also depends on the  $R_q P_{q \rightarrow X}$ , it was treated as a separate contribution in the final fit with its shape taken directly from the simulation.

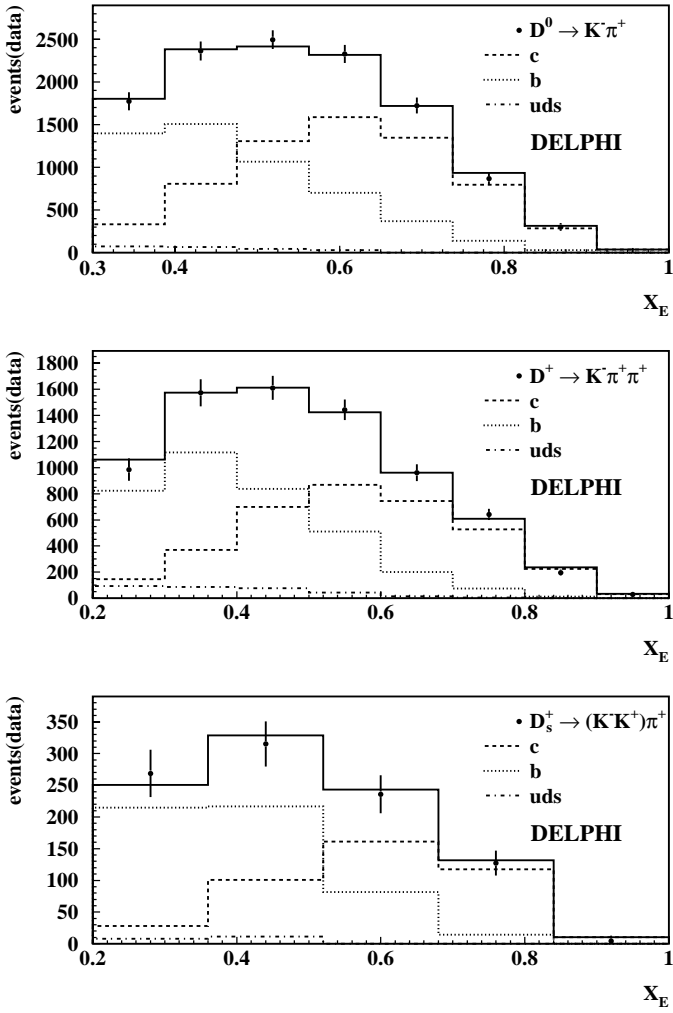
The average number of entries per bin was only around 25 for the  $D_s^+$  and  $A_c^+$ . Therefore the number of entries per bin was no longer Gaussianly distributed, and Poissonian statistics were taken instead. The fit was done by maximising the log likelihood:

$$\ln \mathcal{L} = \sum_i^{mass} \sum_j^{tr(\mathcal{P}_{ev})} \sum_k^{X_E} \ln \left( \frac{N_{i,j,k}^{dat} \lambda_{i,j,k}}{e^{\lambda_{i,j,k}} \cdot N_{i,j,k}^{dat}!} \right). \quad (11)$$

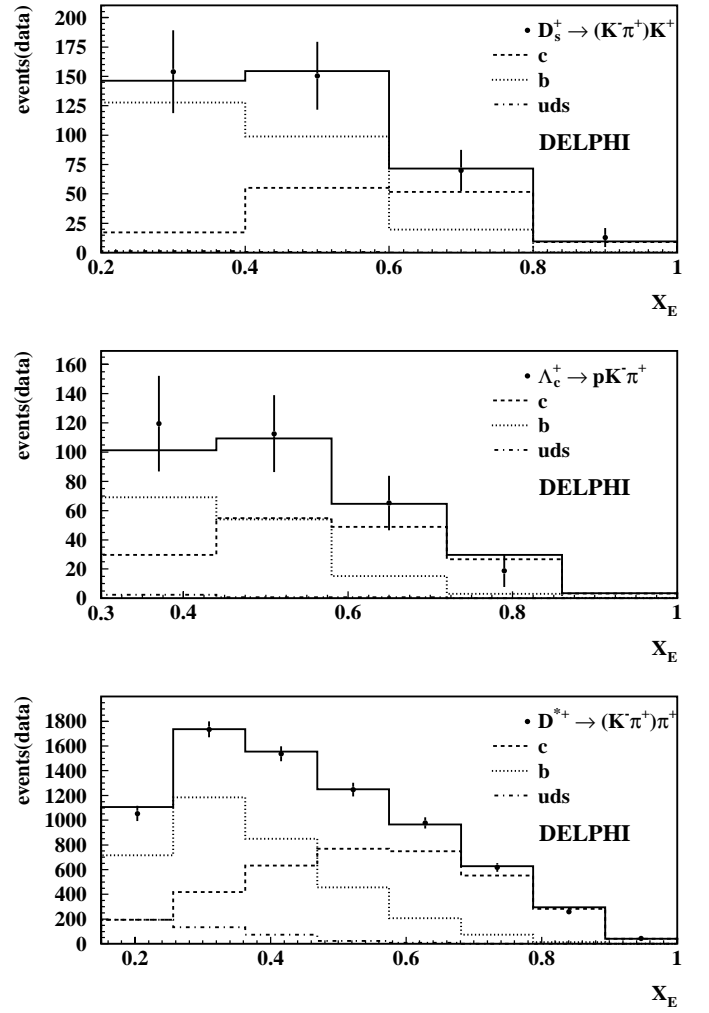
To illustrate the fit results, the charm hadron  $X_E$  and  $tr(\mathcal{P}_{ev})$  distributions for the different decay modes are shown in Figs. 3 to 6. The rates of charm hadrons in simulated  $c\bar{c}$  and  $b\bar{b}$  events were scaled according to the fitted rates of (10). The combinatorial background was subtracted from the data using a fit (as for  $\eta_{j,k}^{back}$ ) of the simulation background to the sidebands of the mass spectra (as defined in Table 1) for each bin of  $X_E$  or  $tr(\mathcal{P}_{ev})$ .

## 6 Systematic uncertainties and corrections

Three significant systematic error sources were considered in this analysis. The uncertainty in the modelling of heavy quark production and decay could lead to changes in the predicted spectra of charm hadrons in  $c\bar{c}$  and  $b\bar{b}$  events. Problems in the simulation of the detector response affected the efficiency to identify charm hadron events. The fit method itself was also a potential source of systematic errors. The breakdown of the relative systematic errors on the measurements of  $R_c P_{c \rightarrow D,\Lambda} BR$  and  $R_b P_{b \rightarrow D,\Lambda} BR$  are given in Tables 6 and 7, respectively.



**Fig. 3.** Background subtracted  $X_E$  spectra for the decays  $D^0 \rightarrow K^- \pi^+$  (top),  $D^+ \rightarrow K^- \pi^+ \pi^+$  and  $D_s^+ \rightarrow \phi(1020) \pi^+$  (bottom). No efficiency correction was applied. The reconstructed Monte Carlo spectra for  $b\bar{b}$  and  $c\bar{c}$  events were scaled in order to reproduce the fit results as described in the text



**Fig. 4.** Background subtracted  $X_E$  spectra for the decays  $D_s^+ \rightarrow \bar{K}^*(892) K^+$  (top),  $\Lambda_c^+ \rightarrow p K^- \pi^+$  and  $D^{*+} \rightarrow D^0 \pi^+$  followed by  $D^0 \rightarrow K^- \pi^+$  (bottom). The same conditions as in the caption of Fig. 3 are valid

All systematic uncertainties were summed quadratically to obtain the total systematic errors for the different decay channels. In the following calculations of the combined  $D_s^+$  rate,  $R_c$  and  $n_c$ , the systematics due to the modelling and the detector acceptance were assumed to be fully correlated between the different channels.

### 6.1 Systematics from the modelling of heavy quark production and decays

The modelling of heavy flavour production and decay affected the fit result in different ways. A change of the parameters leads to a different shape of the signal spectra. Furthermore the selection efficiency and  $b$  tagging depends on the heavy flavour production and decay properties. Therefore it was necessary to correct for inadequate simulation settings. The corrections were done using the JETSET program to produce the required distribution and

compare it to the full simulation before detector acceptance. The normalized ratio of the two spectra was used as a weight to modify the simulated shape in (10). To estimate the systematic error, the input value was changed within its quoted error and the procedure was repeated.

The simulated  $b$  lifetimes were corrected for  $B^+$ ,  $B^0$ ,  $B_s^0$  and  $\Lambda_b$ , using their world average values [15]. For the systematic uncertainties, all the  $b$  lifetime distributions were varied by  $\pm 1\sigma$ . The charm hadron lifetimes were also corrected for  $D^+$ ,  $D^0$ ,  $D_s^+$  and  $\Lambda_c^+$  [15].

A similar procedure allowed for the uncertainty of the mean  $\langle X_E \rangle$  of charm hadrons from  $c\bar{c}$  events and of  $B$  hadrons in  $b\bar{b}$  events. JETSET was used to generate the  $X_E$  distributions of all charm states after adjusting the spectra of  $D^{*+}$  and of  $B$  hadrons to  $\langle X_E^c(D^*) \rangle = 0.510 \pm 0.005 \pm 0.008$  and  $\langle X_E^b(B) \rangle = 0.702 \pm 0.008$  [10]. The second error on  $\langle X_E^c(D^*) \rangle$  is due to the choice of the fragmentation function as proposed in [10]. It has been shown in [10], that the Collins and Spiller (or the Kartvelishvili) parametrisation produce similar results slightly higher

**Table 6.** Systematic error in% on  $R_c P_{c \rightarrow D, \Lambda} BR$ 

Source	$D^0$	$D^+$	$D_s^+ \rightarrow \phi\pi^+$	$D_s^+ \rightarrow \bar{K}^* K^+$	$\Lambda_c^+$	$D^{*+}$
$\tau(B^+) = 1.65 \pm 0.04$ ps	$\mp 0.3$	$\mp 0.2$	$\mp 0.3$	$\mp 0.5$	$\mp 0.2$	$\mp 0.8$
$\tau(B^0) = 1.56 \pm 0.04$ ps	$\mp 0.3$	$\mp 0.3$	$\mp 0.4$	$\mp 0.3$	$\mp 0.3$	$\mp 0.8$
$\tau(B_s^0) = 1.54 \pm 0.07$ ps	$\mp 0.1$	$\mp 0.1$	$\mp 0.1$	$\mp 0.1$	$\mp 0.1$	$\mp 0.6$
$\tau(\Lambda_b) = 1.24 \pm 0.08$ ps	$\mp 0.0$	$\mp 0.2$	$\mp 0.0$	$\mp 0.0$	$\mp 0.3$	$\mp 0.9$
$\tau(D^+) = 1.057 \pm 0.015$ ps	$\pm 0.0$	$\pm 0.7$	$\pm 0.1$	$\pm 0.0$	$\pm 0.1$	$\pm 0.2$
$\tau(D^0) = 0.415 \pm 0.004$ ps	$\pm 0.7$	$\pm 0.1$	$\pm 0.1$	$\pm 0.1$	$\pm 0.1$	$\pm 0.2$
$\tau(D_s^+) = 0.467 \pm 0.017$ ps	$\pm 0.0$	$\pm 0.0$	$\pm 0.6$	$\pm 1.6$	$\pm 0.1$	$\pm 0.3$
$\tau(\Lambda_c) = 0.206 \pm 0.012$ ps	$\pm 0.0$	$\pm 0.0$	$\pm 0.1$	$\pm 0.2$	$\pm 1.5$	$\pm 0.3$
$\langle X_E^c(D^*) \rangle = 0.510 \pm 0.009$	$\pm 2.7$	$\pm 1.5$	$\pm 1.6$	$\pm 1.7$	$\pm 1.2$	$\pm 1.1$
$\langle X_E^b(B) \rangle = 0.702 \pm 0.008$	$\pm 0.2$	$\pm 0.3$	$\pm 0.2$	$\pm 0.3$	$\pm 0.1$	$\pm 0.3$
$\epsilon_{b \rightarrow D} = 0.42 \pm 0.07$	$\mp 0.6$	$\mp 0.7$	$\mp 0.5$	$\mp 0.6$	$\mp 0.3$	$\mp 0.8$
$n_{g \rightarrow c\bar{c}} = (2.38 \pm 0.48)\%$	$\mp 0.4$	$\mp 0.3$	$\mp 0.4$	$\mp 0.5$	$\mp 0.3$	$\mp 0.4$
$P_{c \rightarrow D^+} = 0.221 \pm 0.020$	$\pm 0.2$	$\pm 0.2$	$\pm 0.3$	$\pm 0.2$	$\pm 0.1$	$\pm 0.2$
$P_{c \rightarrow D_s^+} = 0.112 \pm 0.027$	$\mp 0.1$	$\mp 0.1$	$\mp 0.8$	$\mp 1.8$	$\mp 0.1$	$\mp 0.1$
$P_{c \rightarrow c\text{bar}y\text{on}} = 0.084 \pm 0.022$	$\mp 0.1$	$\mp 0.0$	$\mp 0.2$	$\mp 0.0$	$\mp 0.3$	$\mp 0.4$
RICH + $dE/dx$	$\pm 0.4$	$\pm 1.5$	$\pm 0.9$	$\pm 2.5$	$\pm 2.3$	-
VD-hits	$\pm 0.6$	$\pm 0.8$	$\pm 0.8$	$\pm 0.9$	$\pm 0.9$	-
$\mathcal{P}(\chi^2)$ vertex fit	-	$\pm 1.0$	$\pm 1.0$	$\pm 1.2$	$\pm 1.1$	-
$L$ vs. $X_E$	$\pm 2.1$	$\pm 1.7$	$\pm 1.2$	$\pm 2.1$	$\pm 1.7$	-
Tracking	$\pm 0.6$	$\pm 0.9$	$\pm 0.9$	$\pm 0.9$	$\pm 0.9$	$\pm 0.9$
$b$ tagging	$\pm 0.7$	$\pm 0.5$	$\pm 0.6$	$\pm 3.7$	$\pm 5.5$	$\pm 2.2$
MC statistics	$\pm 1.7$	$\pm 2.1$	$\pm 3.8$	$\pm 7.8$	$\pm 6.1$	$\pm 1.6$
$m(D, \Lambda)$ mean	$\pm 0.3$	$\pm 0.2$	$\pm 0.4$	$\pm 1.4$	$\pm 1.4$	$\pm 0.3$
$m(D, \Lambda)$ width	$\pm 0.1$	$\pm 0.1$	$\pm 0.3$	$\pm 3.9$	$\pm 1.5$	$\pm 0.5$
Reflections	$\mp 0.1$	$\mp 0.7$	$\mp 0.6$	$\mp 4.8$	$\mp 0.8$	$\mp 0.4$
Total	$\pm 4.1$	$\pm 4.0$	$\pm 4.8$	$\pm 11.7$	$\pm 10.4$	$\pm 3.6$

(lower) than the Peterson one. Therefore the Peterson parametrisation was taken to define the average and the error on  $\langle X_E^c(D^*) \rangle$  was increased to include the uncertainty in the fragmentation function parametrisation. The energy spectrum of  $D$  mesons in the  $B$  rest frame has been measured by CLEO [16]. This  $b \rightarrow D$  spectrum included the contributions from  $B \rightarrow DX$  and  $B \rightarrow D\bar{D}X$ . It was parameterised in terms of a Peterson function with a coefficient  $\epsilon_{b \rightarrow D} = 0.42 \pm 0.07$  [10].

The corrections were applied on all simulated charm hadron states separately for  $b\bar{b}$  and  $c\bar{c}$  events. The resulting  $X_E$  distribution of the sum of all charm hadron ground states in  $c\bar{c}$  events was found to be in agreement with the corresponding average of  $\langle X_E^c(D^0, D^+) \rangle = 0.484 \pm 0.008$  [10]. The systematic uncertainties were calculated separately for  $\langle X_E^c(D^*) \rangle$ ,  $\langle X_E^b(B) \rangle$  and  $\epsilon_{b \rightarrow D}$ .

To account for gluon splitting into  $c\bar{c}$  quark pairs, the  $g \rightarrow c\bar{c}$  component was subtracted from the measured charm hadron spectra. Here the simulation was scaled to reproduce the average multiplicity  $n_{g \rightarrow c\bar{c}} = (2.38 \pm 0.48)\%$  [17]. The systematic uncertainty was obtained by varying this value within its error.

The separation between  $b\bar{b}$  and  $c\bar{c}$  events obtained from the impact parameter tag depends on the rate of  $D^+$  and  $D^0$  meson production in  $c\bar{c}$  events. Therefore the simulated rates of charm hadrons in the hemisphere opposite to the reconstructed  $D$  or  $\Lambda$  were fixed to the present averages  $P_{c \rightarrow D^+} = 0.221 \pm 0.020$ ,  $P_{c \rightarrow D_s^+} = 0.112 \pm 0.027$  and  $P_{c \rightarrow c\text{bar}y\text{on}} = 0.084 \pm 0.022$  [24]. The  $D^0$  rate was calculated from these values according to:

$$P_{c \rightarrow D^0} = 1 - P_{c \rightarrow D^+} - P_{c \rightarrow D_s^+} - P_{c \rightarrow c\text{bar}y\text{on}}. \quad (12)$$

A  $\pm 1\sigma$  variation on each fraction was included in the systematic error, leaving the  $D^0$  fraction free to keep the sum constant.

However these rates will be free parameters in the final calculation of  $R_c$  presented in Sect. 8.2, where the various measurements are merged with a  $\chi^2$  minimisation to obtain the best set of results with correlated errors.

## 6.2 Systematics from the simulation of the detector

A good description of the detector acceptance was needed to extract the efficiency correction from the simulation.

**Table 7.** Systematic error in% on  $R_b P_{b \rightarrow D, \Lambda} BR$ 

Source	$D^0$	$D^+$	$D_s^+ \rightarrow \phi\pi^+$	$D_s^+ \rightarrow \bar{K}^*K^+$	$\Lambda_c^+$	$D^{*+}$
$\tau(B^+) = 1.65 \pm 0.04$ ps	$\pm 0.7$	$\pm 0.5$	$\pm 0.6$	$\pm 0.9$	$\pm 0.7$	$\pm 0.5$
$\tau(B^0) = 1.56 \pm 0.04$ ps	$\pm 1.0$	$\pm 1.2$	$\pm 1.1$	$\pm 0.7$	$\pm 0.9$	$\pm 1.1$
$\tau(B_s^0) = 1.54 \pm 0.07$ ps	$\pm 0.3$	$\pm 0.2$	$\pm 0.9$	$\pm 1.0$	$\pm 0.1$	$\pm 0.4$
$\tau(\Lambda_b) = 1.24 \pm 0.08$ ps	$\pm 0.6$	$\pm 0.6$	$\pm 0.6$	$\pm 0.8$	$\pm 3.4$	$\pm 0.6$
$\tau(D^+) = 1.057 \pm 0.015$ ps	$\pm 0.1$	$\pm 0.2$	$\pm 0.0$	$\pm 0.0$	$\pm 0.1$	$\pm 0.2$
$\tau(D^0) = 0.415 \pm 0.004$ ps	$\pm 0.2$	$\pm 0.1$	$\pm 0.0$	$\pm 0.0$	$\pm 0.1$	$\pm 0.2$
$\tau(D_s^+) = 0.467 \pm 0.017$ ps	$\pm 0.1$	$\pm 0.1$	$\pm 0.0$	$\pm 0.0$	$\pm 0.1$	$\pm 0.2$
$\tau(\Lambda_c) = 0.206 \pm 0.012$ ps	$\pm 0.0$	$\pm 0.1$	$\pm 0.0$	$\pm 0.1$	$\pm 0.1$	$\pm 0.3$
$\langle X_E^c(D^*) \rangle = 0.510 \pm 0.009$	$\mp 1.1$	$\mp 1.1$	$\mp 0.3$	$\mp 0.6$	$\mp 1.2$	$\mp 0.3$
$\langle X_E^b(B) \rangle = 0.702 \pm 0.008$	$\pm 3.1$	$\pm 1.8$	$\pm 1.9$	$\pm 2.3$	$\pm 2.9$	$\pm 1.1$
$\epsilon_{b \rightarrow D} = 0.42 \pm 0.07$	$\mp 3.8$	$\mp 1.2$	$\mp 1.8$	$\mp 2.2$	$\mp 0.8$	$\mp 1.8$
$n_{g \rightarrow c\bar{c}} = (2.38 \pm 0.48)\%$	$\mp 0.3$	$\mp 0.2$	$\mp 0.2$	$\mp 0.2$	$\mp 0.3$	$\mp 0.3$
$P_{c \rightarrow D^+} = 0.221 \pm 0.020$	$\mp 0.3$	$\mp 0.3$	$\mp 0.2$	$\mp 0.2$	$\mp 0.3$	$\mp 0.2$
$P_{c \rightarrow D_s^+} = 0.112 \pm 0.027$	$\pm 0.1$	$\pm 0.1$	$\pm 0.2$	$\pm 0.3$	$\pm 0.1$	$\pm 0.1$
$P_{c \rightarrow c_{baryon}} = 0.084 \pm 0.022$	$\pm 0.3$	$\pm 0.2$	$\pm 0.2$	$\pm 0.3$	$\pm 0.1$	$\pm 0.2$
RICH + $dE/dx$	$\pm 0.4$	$\pm 1.5$	$\pm 0.9$	$\pm 2.5$	$\pm 2.3$	-
VD-hits	$\pm 0.6$	$\pm 0.8$	$\pm 0.8$	$\pm 0.9$	$\pm 0.9$	-
$\mathcal{P}(\chi^2)$ vertex fit	-	$\pm 1.0$	$\pm 1.0$	$\pm 1.2$	$\pm 1.1$	-
$L$ vs. $X_E$	$\pm 2.1$	$\pm 1.7$	$\pm 1.2$	$\pm 2.1$	$\pm 1.7$	-
Tracking	$\pm 0.6$	$\pm 0.9$	$\pm 0.9$	$\pm 0.9$	$\pm 0.9$	$\pm 0.9$
$b$ tagging	$\pm 0.8$	$\pm 1.3$	$\pm 0.8$	$\pm 3.4$	$\pm 2.1$	$\pm 2.5$
MC statistics	$\pm 2.0$	$\pm 2.7$	$\pm 2.9$	$\pm 4.7$	$\pm 5.5$	$\pm 1.4$
$m(D, \Lambda)$ mean	$\pm 0.1$	$\pm 0.1$	$\pm 0.8$	$\pm 1.9$	$\pm 1.6$	$\pm 0.2$
$m(D, \Lambda)$ width	$\pm 0.1$	$\pm 0.2$	$\pm 0.5$	$\pm 2.6$	$\pm 1.1$	$\pm 0.4$
Reflections	$\mp 0.1$	$\mp 0.5$	$\mp 0.5$	$\mp 2.0$	$\mp 0.9$	$\mp 0.6$
Total	$\pm 6.1$	$\pm 5.0$	$\pm 5.0$	$\pm 8.7$	$\pm 8.6$	$\pm 4.0$

Therefore a careful tuning to correct for residual problems in the simulation was done in all stages of the analysis. The decay channel  $D^{*+} \rightarrow (K^- \pi^+) \pi^+$  was chosen to study the systematic errors due to the selection of charm hadrons. It was analysed in a window around the mass difference between the  $D^0$  and the remaining slow  $\pi^+$ , resulting in very pure samples for data and simulation. Since this decay channel was also used in the analysis, none of the cuts discussed in the following have been performed on it.

To test the effect of a cut used to reconstruct a given decay channel, it is applied to the  $D^{*+}$  samples. The inefficiencies  $\bar{\epsilon}$  were computed in data from a fit to the  $D^{*+}$  mass spectrum of rejected events and compared to the simulated result. For a residual discrepancy between these inefficiencies, a factor:

$$f_{corr} = \frac{1 - \bar{\epsilon}_{data}}{1 - \bar{\epsilon}_{MC}} \quad (13)$$

was introduced to correct the description of the efficiency in the simulation for the given decay channel. The relative statistical uncertainty on the correction factor was taken as a systematic error.

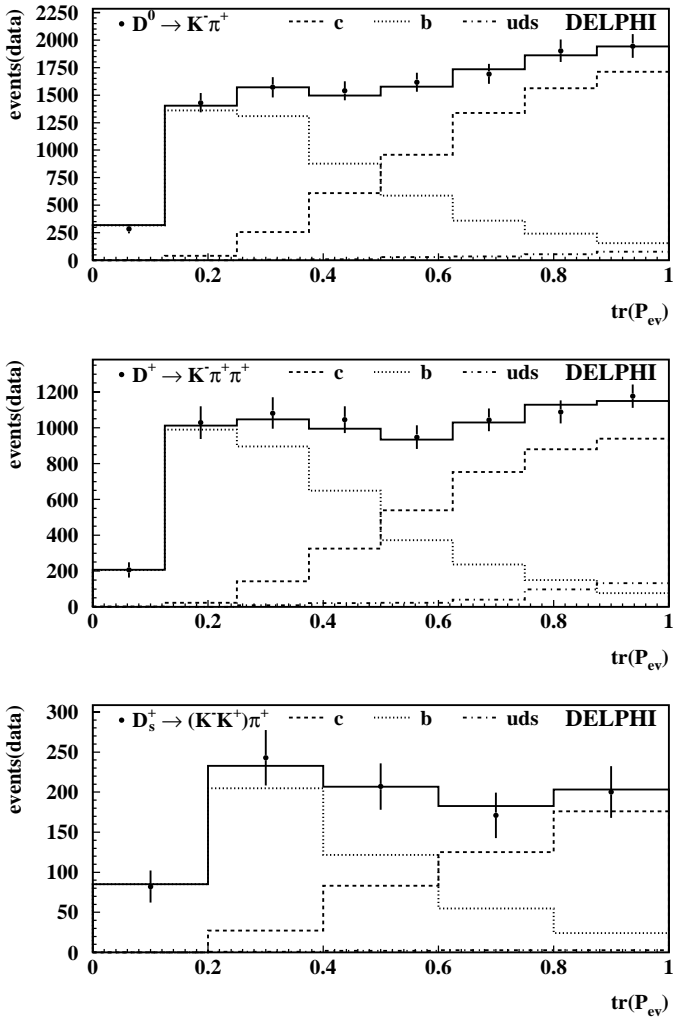
The combined RICH and  $dE/dx$  identification used to select the different charm hadrons was tested using the

kaon from the  $D^0$  in the  $D^{*+}$  channel. For each decay mode the same cuts were applied to the  $D^{*+}$  sample. To reconstruct the  $D_s^+ \rightarrow \bar{K}^*K^+$  channel, both kaons were required to be tagged. Here the correction applied is the product of the two correction factors.

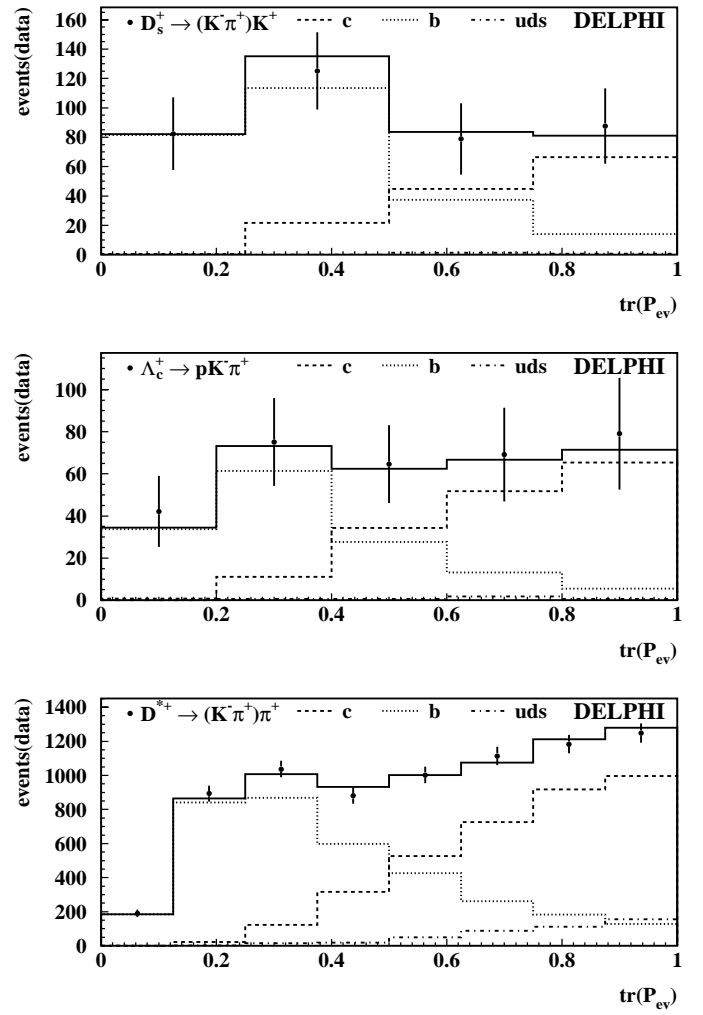
A very pure  $\Lambda^0 \rightarrow p\pi^-$  sample was used to test the proton identification on the  $\Lambda_c^+$  channel. Only protons from  $\Lambda^0$  with a momentum above the cut applied to the  $\Lambda_c^+$  sample were used for this study.

The requirement of all candidate tracks to have at least one VD hit associated was tested for the three body decays with the  $D^{*+} \rightarrow D^0 \pi^+$  decay tracks. To test the two body decay  $D^0 \rightarrow K^- \pi^+$ , the slow pion from the  $D^{*+}$  decay was not required to have any VD hits.

For the  $D^+$ ,  $D_s^+$  and the  $\Lambda_c^+$  the cut on the secondary vertex fit  $\chi^2$  probability  $\mathcal{P}(\chi^2)$  was also tested using the  $D^{*+}$  sample. Fitting all three decay products of the  $D^{*+} \rightarrow (K^- \pi^+) \pi^+$  into one common vertex is a sufficiently accurate approximation for a three body decay vertex, since the pion from the  $D^{*+}$  decay has a small transverse momentum relative to the  $D^0$  direction. This is a test that, in the situation of three close tracks issued from a charm hadron decay, the vertex reconstruction is made the same



**Fig. 5.** Background subtracted  $tr(\mathcal{P}_{ev})$  spectra for the decays  $D^0 \rightarrow K^- \pi^+$  (top),  $D^+ \rightarrow K^- \pi^+ \pi^+$  and  $D_s^+ \rightarrow \phi(1020) \pi^+$  (bottom). The same conditions as in the caption of Fig. 3 are valid



**Fig. 6.** Background subtracted  $tr(\mathcal{P}_{ev})$  spectra for the decays  $D_s^+ \rightarrow \bar{K}^*(892) K^+$  (top),  $\Lambda_c^+ \rightarrow p K^- \pi^+$  and  $D^{*+} \rightarrow D^0 \pi^+$  followed by  $D^0 \rightarrow K^- \pi^+$  (bottom). The same conditions as in the caption of Fig. 3 are valid

way in data and simulation. The average correction of about 4.5% to the efficiency reflects the imperfect modelling of the vertex reconstruction in the simulation.

The energy-dependent cuts on the measured decay length  $L$  and the minimal cuts on  $L$  for each charm hadron were tested applying the corresponding cuts (Table 3) to the  $D^0$  from the  $D^{*+}$  sample. The correction for the  $D^+$  channel was computed by scaling the measured  $D^0$  decay length by the lifetime ratio  $\tau(D^+)/\tau(D^0)$ .

A summary of all correction factors (from imperfect simulation of the detector) applied to the fitted rates can be found in Table 8. It has been checked that the product of the efficiency correction factors obtained was in good agreement with the overall correction for the RICH +  $dE/dx$ , VD hits,  $\mathcal{P}(\chi^2)$  and  $L$  cuts.

The charged track reconstruction efficiency was another possible source of systematic errors. In reference [18] the tracking efficiency in DELPHI has been estimated to be  $(98.9 \pm 0.1)\%$ . The difference between data and simulation in the region of the TPC  $\phi$  boundaries was estimated

to be  $\pm 0.2\%$ . Taking the error on the tracking efficiency and adding the boundary effect leads to an error on the reconstruction of  $\pm 0.3\%$  per track. This error enters in the systematic error table to the power of the multiplicity for a given decay mode, assuming 100% correlation between all years of data taking and all channels. An additional cross-check was done in reference [18] on the efficiency for tracks being reconstructed using the VD. It was found that the efficiency corrected multiplicity of tracks in the VD agrees better than 0.3% with the average  $Z^0$  multiplicity [15].

The effect due to the efficiency of the  $b$  tagging was studied in reference [19] using a tuning determined independently on data and simulation. A residual difference in the  $b$  efficiency of 3% per jet between data and simulation was found and attributed to remaining uncertainties in the description of  $b$ -hadron production and decay. The effect due to the resolution of the  $b$  tagging has been estimated by exchanging the  $b$  tag tunings of data and simulation. The systematic error is taken from the observed variations.

**Table 8.** Correction factors applied to the selection efficiencies of the simulation

Particle	RICH(+dE/dx)	$L$ vs. $X_E$	$\mathcal{P}(\chi^2)$	VD-hits
$D^0$	$0.9989 \pm 0.0042$	$1.0048 \pm 0.0206$	–	$1.0067 \pm 0.0064$
$D^+$	$0.9528 \pm 0.0148$	$1.0137 \pm 0.0175$	$0.9579 \pm 0.0097$	$1.0017 \pm 0.0084$
$D_s^+ \rightarrow \phi\pi^+$	$1.0054 \pm 0.0093$	$1.0113 \pm 0.0117$	$0.9563 \pm 0.0099$	$1.0017 \pm 0.0084$
$D_s^+ \rightarrow \bar{K}^*K^+$	$0.9875 \pm 0.0250$	$1.0109 \pm 0.0206$	$0.9519 \pm 0.0122$	$1.0110 \pm 0.0088$
$\Lambda_c^+$	$0.9339 \pm 0.0226$	$1.0096 \pm 0.0174$	$0.9501 \pm 0.0114$	$1.0110 \pm 0.0088$

**Table 9.** Results on  $R_{c(b)}P_{c(b) \rightarrow D, \Lambda_c} BR(D, \Lambda_c \rightarrow X)$  from the combined fit to the data. The first error is statistical, the second systematic

Mode	$R_c P_{c \rightarrow D, \Lambda_c} BR \times 10^3$	$R_b P_{b \rightarrow D, \Lambda_c} BR \times 10^3$	corr. %	$\chi^2/NDF$
$D^0 \rightarrow K^- \pi^+$	$3.570 \pm 0.100 \pm 0.146$	$4.992 \pm 0.162 \pm 0.304$	-46	1.23
$D^+ \rightarrow K^- \pi^+ \pi^+$	$3.494 \pm 0.116 \pm 0.140$	$4.525 \pm 0.204 \pm 0.226$	-38	1.07
$D_s^+ \rightarrow \phi(1020)\pi^+$	$0.765 \pm 0.069 \pm 0.037$	$1.259 \pm 0.100 \pm 0.063$	-30	-
$D_s^+ \rightarrow \bar{K}^*(892)K^+$	$0.624 \pm 0.122 \pm 0.073$	$1.179 \pm 0.159 \pm 0.102$	-30	-
$\Lambda_c^+ \rightarrow pK^- \pi^+$	$0.743 \pm 0.155 \pm 0.078$	$0.962 \pm 0.187 \pm 0.083$	-30	-
$D^{*+} \rightarrow (K^- \pi^+) \pi^+$	$1.089 \pm 0.027 \pm 0.039$	$1.315 \pm 0.035 \pm 0.053$	-34	1.06

**Table 10.** Branching fractions used for the charm fraction measurements [15]

Mode	branching fraction
$D^0 \rightarrow K^- \pi^+$	$0.0385 \pm 0.0009$
$D^+ \rightarrow K^- \pi^+ \pi^+$	$0.090 \pm 0.006$
$D_s^+ \rightarrow \phi(1020)\pi^+$	$0.036 \pm 0.009$
$\frac{BR(D_s^+ \rightarrow \bar{K}^* K^+)}{BR(D_s^+ \rightarrow \phi\pi^+)}$	$0.95 \pm 0.10$
$\Lambda_c^+ \rightarrow pK^- \pi^+$	$0.050 \pm 0.013$

### 6.3 Systematics from the fit method

The uncertainty due to the statistical error of the simulated sample is given in Tables 6 and 7. For the  $D^0$ ,  $D^+$  and  $D^{*+}$  this error was determined directly from the  $\chi^2$  fit and the statistical error of the data and simulation are given separately. For the binned likelihood fit to the  $D_s^+$  and  $\Lambda_c^+$  spectra, the error due to the limited number of simulated events was evaluated using a statistical method. The distribution of 3000 fit results using random Monte Carlo sets for data and simulation, varied within the statistical errors of both the data and the full simulation, reflected the total statistical error. The error obtained from the fits only included the statistical error of the data itself. Hence the width of the distribution was taken as a measure of the contribution from the full simulation statistics.

The shape of the mass signal was also a possible source of systematics. The description of the overall shape in the simulation as well as the dependence on  $X_E$  and on  $tr(\mathcal{P}_{ev})$  have been studied. The systematic error due to description in the simulation includes the uncertainty on the mass and the width of the signal.

The rate of reflections affected the background shape under the signal. Changes in the rate lead to variations

in the fit result, especially for the  $D_s^+ \rightarrow \bar{K}^* K^+$  channel. The systematic error assigned corresponded to a  $\pm 30\%$  variation of the reflection rates.

Finally for the  $D^0$ , the effect of wrongly identifying a true  $\pi^-$  as a  $K^-$  has been studied by applying the  $D^0$  kaon identification and helicity cuts to the  $D^{*+}$  sample. The ratio  $K\pi/\pi K$  was estimated in data and simulation and a correction to the shape of the  $\pi K$  distribution in the simulation was applied. The systematic effect due to this source was found to be negligible.

## 7 Fit results

The products  $R_c P_{c \rightarrow D, \Lambda_c} BR$  and  $R_b P_{b \rightarrow D, \Lambda_c} BR$  were measured from the fit explained in Sect. 5 to the charm hadron mass spectra, the scaled energy  $X_E$  and the impact parameter information  $tr(\mathcal{P}_{ev})$ . The results are shown in Table 9, where  $BR$  denotes the branching ratio of each decay given in the first column. The first error denotes the statistical uncertainty, the second error corresponds to the systematic error discussed above. The numbers include the efficiency corrections given in Table 8. The  $D_s^+$  rates were corrected for the branching ratio  $BR(\phi \rightarrow K^- K^+) = (49.1 \pm 0.8)\%$  [15] and  $BR(\bar{K}^*(892) \rightarrow K^- \pi^+) = 2/3$ . The correlations and the fit  $\chi^2$  per degree of freedom for the  $D^0$ ,  $D^+$  and  $D^{*+}$  are given in the last columns.

Based on these numbers, the product of  $R_{c(b)}$  and the production probability  $P_{c(b) \rightarrow D, \Lambda_c}$  can be calculated for the charm counting using the branching ratios from reference [15], repeated in Table 10.

No precise measurement for the branching ratio  $D_s^+ \rightarrow \bar{K}^*(892)K^+$  has been made. Therefore the ratio  $BR(D_s^+ \rightarrow \bar{K}^*(892)K^+)/BR(D_s^+ \rightarrow \phi(1020)\pi^+)$  was used. The results for both decay modes are compared in Table 11. The third error given in addition to the statistical and system-

**Table 11.** Results on  $R_{c(b)}P_{c(b)\rightarrow D_s^+}$  including correlations. The first error is statistical, the second systematic and the third is due to the error on the branching ratio

Mode	$R_c P_{c\rightarrow D_s^+} \times 10^2$	$R_b P_{b\rightarrow D_s^+} \times 10^2$
$D_s^+ \rightarrow \phi(1020)\pi^+$	$2.189 \pm 0.198 \pm 0.108 \pm 0.562$	$3.596 \pm 0.286 \pm 0.179 \pm 0.924$
$D_s^+ \rightarrow \bar{K}^*(892)K^+$	$1.877 \pm 0.366 \pm 0.221 \pm 0.521$	$3.545 \pm 0.478 \pm 0.308 \pm 0.984$
average	$2.129 \pm 0.175 \pm 0.107 \pm 0.539$	$3.594 \pm 0.246 \pm 0.182 \pm 0.913$

**Table 12.** Contributions to charm counting in  $c\bar{c}$  and  $b\bar{b}$  events. The first error is statistical, the second systematic and the third is due to the error on the branching ratio

Mode	$R_c P_{c\rightarrow D, \Lambda_c} \times 10^2$	$R_b P_{b\rightarrow D, \Lambda_c} \times 10^2$
$D^0$	$9.274 \pm 0.260 \pm 0.380 \pm 0.217$	$12.967 \pm 0.423 \pm 0.790 \pm 0.310$
$D^+$	$3.839 \pm 0.128 \pm 0.152 \pm 0.253$	$4.973 \pm 0.224 \pm 0.191 \pm 0.317$
$D_s^+$	$2.129 \pm 0.175 \pm 0.107 \pm 0.539$	$3.594 \pm 0.246 \pm 0.182 \pm 0.913$
$\Lambda_c^+$	$1.487 \pm 0.311 \pm 0.157 \pm 0.387$	$1.924 \pm 0.374 \pm 0.166 \pm 0.504$

atic error corresponds to the uncertainty on the branching ratios. The average given in the table was computed taking all correlations into account. The variations on the  $P_{c\rightarrow D, c\text{baryon}}$  from Sect. 6 could not be used here to calculate the average. They have been defined as further systematic uncertainties and reassigned in the calculation of  $R_c$  after the averaging. The statistical correlation of the averages for  $c\bar{c}$  and  $b\bar{b}$  events is  $-30\%$ .

A summary of the measured rates of  $D^0$ ,  $D^+$ ,  $D_s^+$  and  $\Lambda_c^+$  from  $c\bar{c}$  and  $b\bar{b}$  events is given in Table 12.

## 8 Measurements of $R_c$

Two methods were used to extract  $R_c$  from the fit results. The first relied on the  $D^{*+}$  production rate from charm events and the probability for  $c$  quarks to give a  $D^{*+}$  as measured by DELPHI. The second used the charm counting in  $c\bar{c}$  events.

### 8.1 $R_c$ from the $D^{*+}$ production rate

$R_c$  can be obtained from the ratio of the production rate  $R_c P_{c\rightarrow D^{*+}} BR(D^{*+} \rightarrow (K^- \pi^+) \pi^+)$  given in Table 9 and the fragmentation probability  $P_{c\rightarrow D^{*+}} BR(D^{*+} \rightarrow D^0 \pi^+)$ . Using  $BR(D^0 \rightarrow K^- \pi^+) = 0.0385 \pm 0.0009$  [15] the following rate is obtained:

$$\begin{aligned} R_c P_{c\rightarrow D^{*+}} BR(D^{*+} \rightarrow D^0 \pi^+) \\ = 0.02829 \pm 0.00070(stat) \pm 0.00102(syst) \\ \pm 0.00066(Br). \end{aligned} \quad (14)$$

DELPHI has measured  $P_{c\rightarrow D^{*+}} BR(D^{*+} \rightarrow D^0 \pi^+) = 0.174 \pm 0.010 \pm 0.004$  [5] using a double tag method based on the detection of exclusively reconstructed  $D$  mesons accompanied in the opposite hemisphere by  $D^{*+}$  decays, which were inclusively reconstructed from the  $p_T^2$  spectra of slow pions with respect to the jet-axis.

The main contributions to the common systematics with the  $R_c P_{c\rightarrow D^{*+}} BR(D^{*+} \rightarrow D^0 \pi^+)$  measurement are due to the variation of the  $\langle X_E^c(D^*) \rangle$ ,  $\langle X_E^b(B) \rangle$  and  $\epsilon_{b\rightarrow D}$  values. The influence due to the uncertainty of the ratios  $r = R_b P_{b\rightarrow D} / R_c P_{c\rightarrow D}$  is  $\pm 0.0001$  with  $D = D^{*+}, D^+, D^0$ . An important systematic effect is due to the dependence between  $P_{c\rightarrow D^{*+}}$  and  $R_c$  itself. The rest of the systematics in the  $P_{c\rightarrow D^{*+}}$  measurement is uncorrelated to the  $R_c P_{c\rightarrow D^{*+}}$  measurement.

$R_c$  is determined to be:

$$\begin{aligned} R_c = 0.1610 \pm 0.0104(stat) \pm 0.0077(syst) \\ \pm 0.0043(Br), \end{aligned} \quad (15)$$

using (14) and  $P_{c\rightarrow D^{*+}} BR(D^{*+} \rightarrow D^0 \pi^+)$  from above. The correlations between the measurements are taken into account.

### 8.2 $R_c$ from the charm counting

For this measurement,  $R_c$  was given by the sum of all weakly decaying charm hadron rates. The results presented in Table 12 only include  $\Lambda_c^+$  production. The rates for weakly decaying strange charm baryons were estimated from the light quark sector as in references [2] and [10]. The ratio  $\Xi^-/\Lambda$  was measured to be  $(6.9 \pm 0.4)\%$  and the  $\Omega^-/\Lambda$  ratio was  $(0.44 \pm 0.08)\%$  [15]. Assuming equal production of  $\Xi^-$  and  $\Xi^0$ , about  $14 \pm 5\%$  of strange charm baryon production is expected relative to the  $\Lambda_c^+$  rate. Therefore a contribution of  $0.00208 \pm 0.00074$  for  $\Xi_c^-$  and  $\Omega_c^-$  was added to the measured rates. Taking correlated systematics into account,  $R_c$  is obtained:

$$\begin{aligned} R_c = 0.1692 \pm 0.0047(stat) \pm 0.0063(syst) \\ \pm 0.0074(Br). \end{aligned} \quad (16)$$

The DELPHI results for the full set of parameters are given in Table 13 together with the correlation matrix.

**Table 13.** The DELPHI results for the full set of parameters as used by the LEP heavy flavour working group with correlation matrix

parameter	value	error	$R_c$	$P_{c \rightarrow D^+}$	$P_{c \rightarrow D_s^+}$	$P_{c \rightarrow c_{baryon}}$
$R_c$	0.1692	0.0109	1.00	-0.31	0.34	0.42
$P_{c \rightarrow D^+}$	0.2270	0.0182	-0.31	1.00	-0.36	-0.39
$P_{c \rightarrow D_s^+}$	0.1251	0.0297	0.34	-0.36	1.00	-0.23
$P_{c \rightarrow c_{baryon}}$	0.0999	0.0327	0.42	-0.39	-0.23	1.00

**Table 14.** DELPHI published charmonia rates from  $b$  decays

Mode	$P_{b \rightarrow X_c} \times 10^2$
$J/\psi$	$1.12 \pm 0.12(stat) \pm 0.10(sys)$
$\psi'$	$0.48 \pm 0.22(stat) \pm 0.10(sys)$
$\chi_{c1}$	$1.4 \pm 0.6(stat)_{-0.2}^{+0.4}(sys)$

The systematic errors due to the charm production rates are removed from the results using the DELPHI measurements itself.

### 8.3 Combination of both measurements

The statistical and the systematic error of these two measurements is correlated. The  $D^{*+}$  and  $D^0$  rates are 20% correlated because part of the  $D^0$  sample also enters into the  $D^{*+} \rightarrow D^0 \pi^+$  sample. The systematic errors of both  $R_c$  measurements are obtained from the systematic error tables of the individual measured rates. The errors due to the Monte Carlo modelling, the detector acceptance and the individual branching ratios are fully correlated between all measurements. Combining the two  $R_c$  measurements gives:

$$R_c = 0.1665 \pm 0.0051(stat) \pm 0.0061(syst) \pm 0.0054(BR), \quad (17)$$

taking these correlations into account.

### 9 Charm counting in $b$ decays

All decays to charm states from Table 12 have to be summed to extract the number of charm quarks per  $b$  decay. This needs correcting for charmonia  $c\bar{c}$  states, which count twice, and for strange charm baryons.

The  $b \rightarrow charmonia$  rates given in Table 14 have been measured by DELPHI [20]. From these numbers, the total rate of charmonia production in  $b$  decays can be estimated assuming a production ratio of  $\eta_c : J/\psi : \chi_{c1} : \psi' = 0.57 : 1. : 0.27 : 0.31$  [21] for the different states. The  $J/\psi$  and  $\chi_{c1}$  production rate due to radiative charmonia decays were estimated using  $BR(\psi' \rightarrow \chi_{c1} \gamma) = (8.7 \pm 0.8)\%$ ,  $BR(\psi' \rightarrow J/\psi X) = (54.2 \pm 3.0)\%$  and  $BR(\chi_{c1} \rightarrow J/\psi \gamma) = (27.3 \pm 1.6)\%$  [15]. The total rate  $P_{b \rightarrow charmonia X} = 0.0200 \pm 0.0024 \pm 0.0060$  was obtained.

**Table 15.** Contributions to charm counting in  $b\bar{b}$  events. The first error is statistical, the second systematic and the third is due to the branching ratios

Mode	$P_{b \rightarrow X_c} \times 10^2$
$D^0$	$60.05 \pm 1.96 \pm 3.65 \pm 1.44$
$D^+$	$23.01 \pm 1.04 \pm 1.14 \pm 1.47$
$D_s^+$	$16.65 \pm 1.14 \pm 0.84 \pm 4.27$
$\Lambda_c^+$	$8.90 \pm 1.73 \pm 0.77 \pm 2.33$
<i>charmonia</i> (*2)	$4.00 \pm 0.48 \pm 1.20$
total measured	$112.59 \pm 3.08 \pm 3.99 \pm 5.42$

The first error reflects the error of the measurements and of the branching ratios, the second error corresponds to a  $\pm 30\%$  uncertainty assigned to the theoretical prediction of reference [21].

The rates  $R_b P_{b \rightarrow D, \Lambda_c}$  given in Table 12 were translated into  $P_{b \rightarrow D, \Lambda_c}$  using the mean value  $R_b = 0.21626 \pm 0.00074$  [24]. The summary of the measured contributions to the charm counting in  $b\bar{b}$  events is shown in Table 15. Since their calculation is correlated to the charm counting, the charm fractions  $P_{c \rightarrow D, \Lambda_c}$  used were the DELPHI measurements given in Table 13. The production rate  $P_{b \rightarrow \Xi_c X}$  is not measured. It was estimated as in reference [22]. CLEO [23] has measured the rates  $P_{B \rightarrow \Xi_c^+} = 0.008 \pm 0.005$  and  $P_{B \rightarrow \Xi_c^0} = 0.012 \pm 0.009$ . The world average values [15] for  $b$  hadron production in  $Z \rightarrow b\bar{b}$  events are  $(39.7_{-2.2}^{+1.8})\%$  for  $B^0$  and  $B^+$ ,  $(10.5_{-1.7}^{+1.8})\%$  for  $B_s^0$  and  $(10.1_{-3.1}^{+3.9})\%$  for  $b$ -baryons. A rate of  $0.018 \pm 0.010$   $\Xi_c$  baryons from  $B$  mesons is obtained. Using the JETSET simulation  $P_{b_{baryon} \rightarrow \Xi_c X} = 0.22 \pm 0.11$  is estimated, which adds  $0.022 \pm 0.013$  to the total  $\Xi_c$  rate. Adding the  $\Xi_c$  baryon contribution of  $0.040 \pm 0.016$  to the measured rates in Table 15, the charm quark multiplicity in  $b$  decays is obtained:

$$n_c = 1.166 \pm 0.031(stat) \pm 0.059(syst) \pm 0.054(BR). \quad (18)$$

### 10 Discussion on $\frac{V}{V+P}$

Isospin conservation suggests equal production rates of charged ( $c\bar{d}$ ) and neutral ( $c\bar{u}$ )  $D$  mesons in the fragmentation of charm quarks in  $c\bar{c}$  events. A difference in the



observed  $D^0$  and  $D^+$  rates could arise from the difference between the  $D^{*0}$  and the  $D^{*+}$  decay rates. The  $D^{*+}$  can decay into  $D^0\pi^+$ ,  $D^+\pi^0$  or  $D^+\gamma$  while, due to their masses, the  $D^{*0}$  can only decay into  $D^0\pi^0$  or  $D^0\gamma$  [15]. Therefore the observed rate of  $D^{*+} \rightarrow D^0\pi^+$  could be responsible for the difference between the  $D^0$  and  $D^+$  production rates. Decays of higher  $D$  mass states could affect the ratio of  $D^*$  production rates w.r.t. the sum of  $D^*$  and  $D$  production rates.

If  $f_d(c)$  is defined as the probability for a charm quark to fragment into a primary charged  $D$  or  $D^*$  meson (assumed equal to  $f_u(c)$ , similarly defined for the fragmentation to a neutral  $D$  or  $D^*$  meson), then the probabilities for a charm quark to fragment into the observed  $D^{*+}$ ,  $D^0$  and  $D^+$  mesons are expressed as:

$$P_{c \rightarrow D^{*+} B_*} = Y f_d(c) \quad (19)$$

$$P_{c \rightarrow D^0} = (1 + Y) f_d(c) \quad (20)$$

$$P_{c \rightarrow D^+} = (1 - Y) f_d(c) \quad (21)$$

where  $B_*$  denotes the branching ratio  $BR(D^{*+} \rightarrow D^0\pi^+)$ .  $Y$  is given by  $B_* \cdot \frac{V}{V+P}$ , where  $\frac{V}{V+P}$  is defined as the ratio of the vector meson rate to the total vector+pseudoscalar meson rate. As a cross-check of this formulation, using the results from Table 9, the following ratio is obtained:

$$\frac{P_{c \rightarrow D^0} - P_{c \rightarrow D^+}}{2P_{c \rightarrow D^{*+} B_*}} = 0.963 \pm 0.051(stat) \pm 0.054(syst) \pm 0.051(BR), \quad (22)$$

Hence in  $c\bar{c}$  events the result is compatible with one, suggesting that the observed difference between  $D^0$  and  $D^+$  rates is due to the  $D^*$  decay properties, while in  $b$  events only a rough agreement is found:

$$\frac{P_{b \rightarrow D^0} - P_{b \rightarrow D^+}}{2P_{b \rightarrow D^{*+} B_*}} = 1.171 \pm 0.076(stat) \pm 0.081(syst) \pm 0.052(BR). \quad (23)$$

This ratio could be higher than one because of differences between the decay rates of  $B \rightarrow \bar{D}^0 + X$  and  $B \rightarrow D^- + X$ .

The  $Y$  value can be obtained for  $c\bar{c}$  events from a fit to (19-21) using the results from Tables 9 and 10. With  $B_* = 0.683 \pm 0.014$  [15], this leads to:

$$\frac{V}{V+P} = 0.620 \pm 0.014(stat) \pm 0.014(syst) \pm 0.025(BR). \quad (24)$$

This result is four sigma below the naive spin counting expectation of 0.75, suggesting a significant production of  $D^*$  and  $D$  mesons from decays of higher  $D$  mass states. These decays can lower the observed  $D^*/D$  production ratio. Similar results have been found in [25, 4].

## 11 Conclusions

The results on  $R_c$  and  $n_c$  presented in this paper are based on the DELPHI data taken from 1992 to 1995. Two  $R_c$

measurements have been described, based on the  $D^{*+}$  production rate and on the overall charm counting. Combining these two measurements gives

$$R_c = 0.1665 \pm 0.0051(stat) \pm 0.0061(syst) \pm 0.0054(BR), \quad (25)$$

including a statistical correlation of 20% between the  $D^0$  and  $D^{*+}$  sample. The result on  $R_c$  improves the precision compared to previous DELPHI published results [4].

Good agreement is found with other LEP results [2, 3] and the Standard Model prediction  $R_c = 0.1723 \pm 0.0001^3$ .

In  $c\bar{c}$  events, the ratio of the vector rate to the total vector+pseudoscalar rate was found to be  $0.620 \pm 0.032$ , suggesting a significant contribution of  $D^*$  and  $D$  mesons produced from heavier  $D$  states.

The charm quark multiplicity in  $b$  decays is determined to be:

$$n_c = 1.166 \pm 0.031(stat) \pm 0.059(syst) \pm 0.054(BR). \quad (26)$$

The result on  $n_c$  agrees well with a previous DELPHI result  $n_c = 1.147 \pm 0.041$  [26] using an indirect method to extract the charmless and double charm contribution from the  $b$  tagging probability spectrum. The results on the individual production rates in  $b\bar{b}$  events agree well with OPAL [2] and ALEPH [22]. The measurements at LEP give consistent results with  $n_c = 1.10 \pm 0.05$ , reported by CLEO [23].

*Acknowledgements.* We are greatly indebted to our technical collaborators, to the members of the CERN-SL Division for the excellent performance of the LEP collider, and to the funding agencies for their support in building and operating the DELPHI detector. We acknowledge in particular the support of Austrian Federal Ministry of Science and Traffics, GZ 616.364/2-III/2a/98, FNRS-FWO, Belgium, FINEP, CNPq, CAPES, FUJB and FAPERJ, Brazil, Czech Ministry of Industry and Trade, GA CR 202/96/0450 and GA AVCR A1010521, Danish Natural Research Council, Commission of the European Communities (DG XII), Direction des Sciences de la Matière, CEA, France, Bundesministerium für Bildung, Wissenschaft, Forschung und Technologie, Germany, General Secretariat for Research and Technology, Greece, National Science Foundation (NWO) and Foundation for Research on Matter (FOM), The Netherlands, Norwegian Research Council, State Committee for Scientific Research, Poland, 2P03B06015, 2P03B1116 and SPUB/P03/178/98, JNICT-Junta Nacional de Investigação Científica e Tecnológica, Portugal, Vedecka grantova agentura MS SR, Slovakia, Nr. 95/5195/134, Ministry of Science and Technology of the Republic of Slovenia, CICYT, Spain, AEN96-1661 and AEN96-1681, The Swedish Natural Science Research Council, Particle Physics and Astronomy Research Council, UK, Department of Energy, USA, -FG02-94ER40817.

## References

1. G. Altarelli and S. Petrarca, Phys. Lett. **B 261** (1991) 303; I. Bigi et al., Phys. Lett. **B 323** (1994) 408.

<sup>3</sup> For  $M_Z = 91.1876 \pm 0.0020$ ,  $M_H = M_Z$ ,  $m_t = 174 \pm 4\text{GeV}$  and  $\alpha_s = 0.1214 \pm 0.0031$

2. G. Alexander et al., OPAL Collaboration, *Z. Phys.* **C 72** (1996) 1.
3. K. Ackerstaff et al., OPAL Collaboration, *Eur. Phys. J.* **C 1** (1998) 439; R. Barate et al., ALEPH Collaboration, *Eur. Phys. J.* **C 1** (1998) 557.
4. P. Abreu et al., DELPHI Collaboration, *Z. Phys.* **C 59** (1993) 533, erratum-ibid **C 65** (1995) 709.
5. P. Abreu et al., DELPHI Collaboration, CERN-EP/99-67, submitted to *Eur. Phys. J.* **C**.
6. P. Abreu et al., DELPHI Collaboration, *Nucl. Inst. and Meth.* **A 378** (1996) 57.
7. T. Sjöstrand, *Comp. Phys. Comm.* **39** (1986) 347; T. Sjöstrand and M. Bengtsson, *Comp. Phys. Comm.* **43** (1987) 367.
8. P. Abreu et al., DELPHI Collaboration, *Zeit. Phys.* **C 71** (1996) 11.
9. C. Peterson, D. Schlatter, J. Schmitt and P. Zerwas, *Phys. Rev.* **D 27** (1983) 105.
10. LEP Collaboration, *Nucl. Inst. Meth.* **A378** (1996) 101; The LEP Electroweak Working Group, *Presentation of LEP Electroweak Heavy Flavour Results for the Summer 1998 Conferences*, LEPHF/98-01, DELPHI 98-118 PHYS 789, 1998.
11. J.D. Bjorken and S.J. Brodsky, *Phys. Rev.* **D 1** (1970) 1416.
12. P. Abreu et al., DELPHI Collaboration, *Eur. Phys. J.* **C5** (1998) 585.
13. H.A. Bethe, *Annalen der Physik* 5 (1930) 201.
14. G. Borisov and C. Mariotti, *Nucl. Instr. & Meth.* **A372** (1996) 181.
15. Review of Particle Physics, *Eur. Phys. J.* **C3** (1998) 1.
16. D. Bortoletto et al., CLEO Collaboration, *Phys. Rev.* **D 45** (1992) 21.
17. R. Akers et al., OPAL Collaboration, *Phys. Lett.* **B 353** (1995) 595.
18. P. Abreu et al., DELPHI Collaboration, *Phys. Lett.* **B 425** (1998) 399.
19. P. Abreu et al., DELPHI Collaboration, CERN-EP/98-180, submitted to *Eur. Phys. J.* **C**.
20. P. Abreu et al., DELPHI Collaboration, *Phys. Lett.* **B 341** (1994) 109.
21. J.H. Kühn, S. Nussinov and R. Rüdell, *Z. Phys.* **C 5** (1980) 117.
22. D. Buskulic et al., ALEPH Collaboration, *Phys. Lett.* **B 388** (1996) 648.
23. L. Gibbons et al., CLEO Collaboration, *Phys. Rev.* **D 56** (1997) 3783.
24. The LEP Electroweak Working Group, *A Combination of Preliminary Electroweak Measurements and Constraints on the Standard Model*, CERN-PPE/99-15, 1999.
25. K. Ackerstaff et al., OPAL Collaboration, *Eur. Phys. J.* **C 5** (1998) 1; D. Buskulic et al., ALEPH Collaboration, *Z. Phys.* **C 62** (1994) 1.
26. P. Abreu et al., DELPHI Collaboration, *Phys. Lett.* **B 426** (1998) 139.